



Fire Extinguisher and Parts Catalog





ANSUL
Driving Innovation
Since 1915

Through the years, the ANSUL name has stood for excellence in fire protection technology and education.

Today, the ANSUL brand promises a full range of quality fire protection solutions – including pre-engineered restaurant, vehicle, and industrial systems; engineered fire detection/suppression systems; firefighting foam agents and hardware; and a complete line of fire extinguishers and hand line units.

Plus, our extensive network of Authorized ANSUL Distributors provides factory-trained professionals to serve our customers virtually anywhere in the world.





Extinguishers for Virtually Every Application

Only Authorized ANSUL® Distributors represent the premium line of ANSUL fire extinguishers, agents, accessories and spill control products.

This catalog contains details and ordering information for both full assemblies and exploded parts views listing Genuine ANSUL Replacement Parts.

- Cartridge-Operated Fire Extinguishers 1 – 19
- Stored Pressure Fire Extinguishers. 20 – 39
- Wheeled Fire Extinguishers. 40 – 65
- Agents 66 – 69
- Hazardous Spill Control Products 70 – 73
- Brackets, Hangers and Accessories. 74 – 83



RED LINE Dry Chemical Extinguishers

RED LINE dry chemical extinguishers are designed for the protection of ordinary and high risk hazards. This hand portable extinguisher is used in industries where the occurrence or possibility of fire is high. The RED LINE extinguisher has set the standard for reliable fire protection in many industries and applications including refining, petrochemical, oil and natural gas production, mining, transportation, utilities, metal processing, paint process areas, welding areas, material storage areas and many others.

- Rugged, durable, reliable fire protection
- Ergonomically designed for maximum operator performance
- Meets or exceeds requirements of ANSI/UL 299 and 711, or ULC S504 and S508
- UL Listed and Factory Mutual (FM) approved
- DOT and USCG approved with proper bracket
- Simple and safe operation
- Field rechargeable
- Four nominal sizes (5, 10, 20 and 30) available with many options to suit your needs
- Field replacement metal cartridge guard option available for 20 and 30 pound extinguishers
- Choice of dry chemical agents to satisfy specific protection requirements – Class A, B, C, D
- Standard Operating Temperature Range: -40 °F (-40 °C) to 120 °F (49 °C)
- First response fire fighting training available at the ANSUL Fire School
- Twelve-year limited warranty (see ansul.com for details)

Mil-Spec 20-E and 30-E models available – call for details

Options

ANSUL offers a wide array of options to customize the extinguisher to meet your needs. For some users, these options have become the standard for RED LINE extinguishers.



Corrosion Resistant (CR) Models

- In addition to the standard surface preparation procedures, the steel parts are primed using a zinc-rich primer.
- The top coat is a super durable polyester paint applied as a powder and oven cured. The dry film is continuous and is a minimum thickness of 1.5 mils.
- The hose couplings, fill cap, carrying handle, nozzle body, nozzle lever, nozzle tip and cartridge receiver push lever are black anodized for added corrosion resistance.
- The cartridge receiver body is painted with an epoxy paint for added protection in corrosive environments.

Ring Pin (RP) Models

- The ring pin, when inserted in the cartridge receiver, provides secondary protection against accidental actuation of the unit when the hose is not in place.
- The operating instruction nameplate notes the removal of ring pin before actuation of the extinguisher.
- All Model 5 extinguishers are equipped with a ring pin.



Low Temperature (LT) Models

- The LT model is equipped with a nitrogen cartridge and cartridge receiver which is listed and approved for operation in environments with temperatures as low as -65 °F (-54 °C) (standard models -40 °F (-40 °C)).

High Flow (HF) Models

- Extinguisher is equipped with a special nozzle and nozzle tip to maximize agent flow rates.
- Nozzle handle is painted red to differentiate it from standard flow extinguishers.



Note: The high flow extinguishers have been designed for pressurized flammable liquids and pressurized gas fires and other special hazards where agent flow rate is crucial to extinguishment. (Reference NFPA 10, Paragraph 5.5.1.1.1 and 5.5.1.1.2.) The high flow extinguishers can also extinguish other types of fire.

Metal Cartridge Guard

- Metal cartridge guard is available as a distributor installed option on 20 and 30 lb models.



RED LINE Dry Chemical Extinguisher Part Numbers

Part No.	Description
RED LINE UL LISTED HAND PORTABLE EXTINGUISHER	
10082	Extinguisher, 5 lb, K-5
435065	Extinguisher, 5 lb, A-5-1
435074	Extinguisher, 5 lb, LT-A-5-1
6619	Extinguisher, 5 lb
434530	Extinguisher, 10 lb, I-10-G-1
434531	Extinguisher, 10 lb, RP-I-10-G-1
418249	Extinguisher, 10 lb, I-K-10-G
418250	Extinguisher, 10 lb, RP-I-K-10-G
418256	Extinguisher, 10 lb, CR-I-K-10-G
435082	Extinguisher, 10 lb, I-A-10-G-1
435084	Extinguisher, 10 lb, RP-I-A-10-G-1
435101	Extinguisher, 10 lb, LT-I-A-10-G-1
435086	Extinguisher, 10 lb, CR-I-A-10-G-1
434535	Extinguisher, 10 lb, LT-I-K-10-G-1
435088	Extinguisher, 10 lb, I-A-10-G-1 (Chrome Plated)
434537	Extinguisher, 20 lb, I-20-G-1
434538	Extinguisher, 20 lb, RP-I-20-G-1
434542	Extinguisher, 20 lb, CR-I-20-G-1
434543	Extinguisher, 20 lb, LT-I-20-G-1
416309	Extinguisher, 20 lb, I-K-20-G
416310	Extinguisher, 20 lb, RP-I-K-20-G
418467	Extinguisher, 20 lb, HF-I-K-20-G
434545	Extinguisher, 20 lb, LT-I-K-20-G-1
416316	Extinguisher, 20 lb, CR-I-K-20-G
435109	Extinguisher, 20 lb, I-A-20-G-1
435111	Extinguisher, 20 lb, RP-I-A-20-G-1
435129	Extinguisher, 20 lb, LT-I-A-20-G-1
435148	Extinguisher, 20 lb, HF-I-A-20-G-1
435113	Extinguisher, 20 lb, CR-I-A-20-G-1
435194	Extinguisher, 20 lb, CR-LT-I-K-20-G-1
416787	Extinguisher, Cut-A-Way, I-A-20-G
435178	Extinguisher, 30 lb, I-30-G-1
435181	Extinguisher, 30 lb, RP-I-30-G-1
435183	Extinguisher, 30 lb, CR-I-30-G-1
434554	Extinguisher, 30 lb, LT-I-30-G-1
418264	Extinguisher, 30 lb, I-K-30-G
418265	Extinguisher, 30 lb, RP-I-K-30-G
418280	Extinguisher, 30 lb, HF-I-K-30-G
434556	Extinguisher, 30 lb, LT-I-K-30-G-1
434626	Extinguisher, 30 lb, CR-LT-I-K-30-G-1
418272	Extinguisher, 30 lb, CR-I-K-30-G

Part No.	Description
418273	Extinguisher, 30 lb, CR-HF-I-K-30-G
435151	Extinguisher, 30 lb, I-A-30-G-1
435154	Extinguisher, 30 lb, RP-I-A-30-G-1
435175	Extinguisher, 30 lb, HF-I-A-30-G-1
435156	Extinguisher, 30 lb, CR-I-A-30-G-1
435167	Extinguisher, 30 lb, LT-I-A-30-G-1
418288	Extinguisher, 30 lb, MX-I-30-G
418290	Extinguisher, 30 lb, LX-I-30-G
418291	Extinguisher, 30 lb, ML-I-30-G
435253	Extinguisher, 30 lb, RP-LT-I-K-30-G-1 (with bracket)
438949	Extinguisher, 30 lb, CR-LT-RP-I-A-30-G
438289	Extinguisher, 30 lb, LT-RP-I-A-30-G-1
434557	Extinguisher, 30 lb, LT-RP-I-K-30-G-1
RED LINE ULC LISTED EXTINGUISHER WITH CANADIAN FRENCH/ENGLISH NAMEPLATES	
427769	Extinguisher, ULC, 5 lb, 5
435067	Extinguisher, ULC, A-5-1
435077	Extinguisher, ULC, 5 lb, LT-A-5-1
427812	Extinguisher, ULC, 5 lb, LT-K-5
435091	Extinguisher, ULC, 10 lb, I-A-10-G-1
435104	Extinguisher, ULC, 10 lb, LT-I-A-10-G-1
434536	Extinguisher, ULC, 10 lb, LT-I-K-10-G-1
434534	Extinguisher, ULC, 10 lb, LT-I-10-G-1
438388	Extinguisher, ULC, 10 lb, CR-I-A-10-G-1
434539	Extinguisher, ULC, 20 lb, I-20-G-1
435115	Extinguisher, ULC, 20 lb, I-A-20-G-1
440365	Extinguisher, ULC, 20 lb, HF-I-A-20-G-1
435132	Extinguisher, ULC, 20 lb, LT-I-A-20-G-1
435120	Extinguisher, ULC, 20 lb, CR-I-A-20-G-1
434544	Extinguisher, ULC, 20 lb, LT-I-20-G-1
435118	Extinguisher, ULC, 20 lb, RP-I-A-20-G-1
435135	Extinguisher, ULC, 20 lb, RP-LT-I-A-20-G-1
435137	Extinguisher, ULC, 20 lb, CR-LT-I-A-20-G-1
435145	Extinguisher, ULC, 20 lb, LT-I-A-20-G-1 with Metal Guard
434546	Extinguisher, ULC, 20 lb, LT-I-K-20-G-1
440364	Extinguisher, ULC, 20 lb, HF-I-K-20-G
434548	Extinguisher, ULC, 20 lb, CR-LT-I-K-20-G-1
438291	Extinguisher, ULC, 20 lb, CR-LT-RP-A-20-G-1
435158	Extinguisher, ULC, 30 lb, I-A-30-G-1
440367	Extinguisher, ULC, 30 lb, HF-I-A-30-G-1
434558	Extinguisher, ULC, 30 lb, LT-I-K-30-G-1
440366	Extinguisher, ULC, 30 lb, HF-I-K-30-G

RED LINE Dry Chemical Extinguisher Part Numbers

Part No.	Description
435170	Extinguisher, ULC, 30 lb, LT-I-A-30-G-1
427235	Extinguisher, ULC, 30 lb, MX-I-30-G
434555	Extinguisher, ULC, 30 lb, LT-I-30-G-1
RED LINE UL LISTED EXTINGUISHER WITH SPANISH/ENGLISH NAMEPLATES	
435072	Extinguisher, Spanish/English, A-5-1
435096	Extinguisher, Spanish/English, I-A-10-G-1
431804	Extinguisher, Spanish/English, I-K-10-G
434541	Extinguisher, Spanish/English, I-20-G-1
435122	Extinguisher, Spanish/English, I-A-20-G-1
418388	Extinguisher, Spanish/English, I-K-20-G
435125	Extinguisher, Spanish/English, CR-I-A-20-G-1
432940	Extinguisher, Spanish/English, CR-I-K-20-G
435185	Extinguisher, Spanish/English, I-30-G-1
435161	Extinguisher, Spanish/English, I-A-30-G-1
418391	Extinguisher, Spanish/English, I-K-30-G
432944	Extinguisher, Spanish/English, CR-I-K-30-G
RED LINE UL LISTED EXTINGUISHER WITH ARABIC/ENGLISH NAMEPLATES	
428227	Extinguisher, Arabic/English, I-K-10-G
428229	Extinguisher, Arabic/English, I-K-20-G
428231	Extinguisher, Arabic/English, I-K-30-G
435099	Extinguisher, Arabic/English, FORAY, I-A-10-G-1
435127	Extinguisher, Arabic/English, FORAY, I-A-20-G-1
435165	Extinguisher, Arabic/English, FORAY, I-A-30-G-1
RED LINE MIL-SPEC EXTINGUISHER	
15832	Extinguisher, Mil-Spec 20 lb, RP-K-20-E (with bracket)
25425	Extinguisher, Mil-Spec 30 lb, RP-K-30-E (with bracket)
70146	Extinguisher, Mil-Spec 20 lb, RP-K-20-E (without bracket)

ABBREVIATIONS

A	FORAY Agent	LT	Low Temperature
CR	Corrosion Resistant	LX	LITH-X
I	Indicator Fill Cap	ML	MET-L-KYL
HF	High Flow	MX	MET-L-X
K	Purple-K Agent	RP	Ring Pin

- (-1) Designates UL/ULC Harmonized Standard. All Class A Extinguishers use Modified Technical FORAY Dry Chemical Agent, Pail Part No. 434906.

RED LINE Hand Portable Fire Extinguishers

Model	5	A-5	K-5	I-10-G-1	I-A-10-G-1	I-K-10-G
Agent	PLUS-FIFTY C	FORAY	Purple-K	PLUS-FIFTY C	FORAY	Purple-K
Capacity	5 lb (2.3 kg)	4.25 lb (1.9 kg)	4.5 lb (2.0 kg)	10 lb (4.5 kg)	8.5 lb (3.7 kg)	9 lb (4.1 kg)
UL/ULC Rating	10-B:C	2-A:10-B:C	20-B:C	40-B:C	4-A:40-B:C	60-B:C
Coast Guard Classification	Type B:C, Size I	Type A, Size II Type B:C, Size I	Type B:C, Size I	Type B:C, Size II	Type A, Size II Type B:C, Size I	Type B:C, Size II
Discharge Time	10 sec	14.7 sec	9.5 sec	15 sec	15 sec	19 sec
Flow Rate	0.54 lb/sec (0.24 kg/sec)	0.30 lb/sec (0.14 kg/sec)	0.54 lb/sec (0.24 kg/sec)	0.62 lb/sec (0.28 kg/sec)	0.50 lb/sec (0.22 kg/sec)	0.53 lb/sec (0.24 kg/sec)
Effective Range	10 ft (3.0 m)	10 ft (3.0 m)	10 ft (3.0 m)	21 ft (6.4 m)	17 ft (5.2 m)	25 ft (7.6 m)
Approvals	UL, ULC, USCG*	UL, ULC, USCG*	UL, ULC, USCG*	UL, ULC, FM, USCG*	UL, ULC, FM, USCG*	UL, ULC, FM, USCG*
Brackets	See "Brackets, Hangers and Accessories"					
Charged Weight	11.4 lb (5.2 kg)	10.7 lb (4.9 kg)	10.9 lb (5.0 kg)	22.0 lb (10.0 kg)	20.5 lb (9.3 kg)	21.0 lb (9.5 kg)
Dimensions: Height	19 in. (480 mm)	19 in. (480 mm)	19 in. (480 mm)	16.1 in. (409 mm)	16.1 in. (409 mm)	16.1 in. (409 mm)
Width	5.5 in. (140 mm)	5.5 in. (140 mm)	5.5 in. (140 mm)	8.3 in. (209 mm)	8.3 in. (209 mm)	8.3 in. (209 mm)
Depth	5.5 in. (140 mm)	5.5 in. (140 mm)	5.5 in. (140 mm)	5.3 in. (133 mm)	5.3 in. (133 mm)	5.3 in. (133 mm)
Hose ID	0.4 in. (9 mm)	0.4 in. (9 mm)	0.4 in. (9 mm)	0.4 in. (9 mm)	0.4 in. (9 mm)	0.4 in. (9 mm)
Hose Length	18.4 in. (467 mm)	18.4 in. (467 mm)	18.4 in. (467 mm)	26.6 in. (676 mm)	26.6 in. (676 mm)	26.6 in. (676 mm)
Shell OD	3.5 in. (89 mm)	3.5 in. (89 mm)	3.5 in. (89 mm)	4.9 in. (124 mm)	4.9 in. (124 mm)	4.9 in. (124 mm)

*USCG Approved only with bracket.

ABBREVIATIONS

A	FORAY Agent	LT	Low Temperature
CR	Corrosion Resistant	LX	LITH-X
I	Indicator Fill Cap	ML	MET-L-KYL
HF	High Flow	MX	MET-L-X
K	Purple-K Agent	RP	Ring Pin

(-1) Designates UL/ULC Harmonized Standard. All Class A Extinguishers use Modified Technical FORAY Dry Chemical Agent, Pail Part No. 434906.

RED LINE Hand Portable Fire Extinguishers

Model	I-20-G-1	I-A-20-G-1	I-K-20-G	HF-I-A-20-G-1	HF-I-K-20-G-1
Agent	PLUS-FIFTY C	FORAY	Purple-K	FORAY	Purple-K
Capacity	20 lb (9.1 kg)	17 lb (7.7 kg)	18 lb (8.2 kg)	17 lb (7.7 kg)	18 lb (8.2 kg)
UL/ULC Rating	60-B:C	6-A:60-B:C	80-B:C	1-A:20-B:C	20-B:C
Coast Guard Classification	Type B:C, Size III	Type A, Size II Type B:C, Size II	Type B:C, Size III	Type A, Size II Type B:C, Size II	Type B:C, Size III
Discharge Time	22 sec	22 sec	21 sec	12 sec	12 sec
Flow Rate	0.90 lb/sec (0.40 kg/sec)	0.77 lb/sec (0.35 kg/sec)	0.89 lb/sec (0.40 kg/sec)	1.55 lb/sec (0.70 kg/sec)	1.55 lb/sec (0.70 kg/sec)
Effective Range	24 ft (7.3 m)	20 ft (6.1 m)	30 ft (9.1 m)	15-20 ft (4.6-6.1 m)	15-20 ft (4.6-6.1 m)
Approvals	UL, ULC, FM, USCG*	UL, ULC, FM, USCG*	UL, ULC, FM, USCG*	UL, ULC, FM, USCG*	UL, ULC, FM, USCG*
Brackets	See "Brackets, Hangers and Accessories"				
Charged Weight	38 lb (17.2 kg)	35 lb (15.9 kg)	36 lb (16.3 kg)	35 lb (15.9 kg)	36 lb (16.3 kg)
Dimensions: Height	20.5 in. (521 mm)	20.5 in. (521 mm)	20.5 in. (521 mm)	20.5 in. (521 mm)	20.5 in. (521 mm)
Width	10.4 in. (264 mm)	10.4 in. (264 mm)	10.4 in. (264 mm)	10.4 in. (264 mm)	10.4 in. (264 mm)
Depth	7.0 in. (178 mm)	7.0 in. (178 mm)	7.0 in. (178 mm)	7.0 in. (178 mm)	7.0 in. (178 mm)
Hose ID	0.5 in. (13 mm)	0.5 in. (13 mm)	0.5 in. (13 mm)	0.5 in. (13 mm)	0.5 in. (13 mm)
Hose Length	31.6 in. (803 mm)	31.6 in. (803 mm)	31.6 in. (803 mm)	31.6 in. (803 mm)	31.6 in. (803 mm)
Shell OD	6.0 in. (152 mm)	6.0 in. (152 mm)	6.0 in. (152 mm)	6.0 in. (152 mm)	6.0 in. (152 mm)

*USCG Approved only with bracket.

RED LINE Hand Portable Fire Extinguishers

Model	I-30-G-1	I-A-30-G-1	I-K-30-G	HF-I-A-30-G-1	HF-I-K-30-G-1
Agent	PLUS-FIFTY C	FORAY	Purple-K	FORAY	Purple-K
Capacity	30 lb (13.6 kg)	25 lb (11.3 kg)	27 lb (12.3 kg)	25 lb (11.3 kg)	27 lb (12.3 kg)
UL/ULC Rating	80-B:C	10-A:80-B:C	120-B:C	1-A:20-B:C	20-B:C
Coast Guard Classification	Type B:C, Size IV	Type A, Size II Type B:C, Size III	Type B:C, Size IV	Type A, Size II Type B:C, Size III	Type B:C, Size IV
Discharge Time	32 sec	26 sec	27 sec	12 sec	12 sec
Flow Rate	0.87 lb/sec (0.39 kg/sec)	0.89 lb/sec (0.40 kg/sec)	0.99 lb/sec (0.45 kg/sec)	2.10 lb/sec (0.95 kg/sec)	2.35 lb/sec (1.10 kg/sec)
Effective Range	23 ft (7.0 m)	20 ft (6.1 m)	30 ft (9.1 m)	15-20 ft (4.6-6.1 m)	15-20 ft (4.6-6.1 m)
Approvals	UL, ULC, FM, USCG*	UL, ULC, FM, USCG*	UL, ULC, FM, USCG*	UL, ULC, FM, USCG*	UL, ULC, FM, USCG*
Brackets	See "Brackets, Hangers and Accessories"				
Charged Weight	54.5 lb (24.7 kg)	49.5 lb (22.5 kg)	51.5 lb (23.4 kg)	49.5 lb (22.5 kg)	51.5 lb (23.4 kg)
Dimensions: Height	22.5 in. (572 mm)	22.5 in. (572 mm)	22.5 in. (572 mm)	22.5 in. (572 mm)	22.5 in. (572 mm)
Width	11.1 in. (283 mm)	11.1 in. (283 mm)	11.1 in. (283 mm)	11.1 in. (283 mm)	11.1 in. (283 mm)
Depth	8.0 in. (203 mm)	8.0 in. (203 mm)	8.0 in. (203 mm)	8.0 in. (203 mm)	8.0 in. (203 mm)
Hose ID	0.6 in. (16 mm)	0.6 in. (16 mm)	0.6 in. (16 mm)	0.6 in. (16 mm)	0.6 in. (16 mm)
Hose Length	35.6 in. (905 mm)	35.6 in. (905 mm)	35.6 in. (905 mm)	35.6 in. (905 mm)	35.6 in. (905 mm)
Shell OD	7.0 in. (175 mm)	7.0 in. (175 mm)	7.0 in. (175 mm)	7.0 in. (175 mm)	7.0 in. (175 mm)

*USCG Approved only with bracket.

ABBREVIATIONS

A	FORAY Agent	LT	Low Temperature
CR	Corrosion Resistant	LX	LITH-X
I	Indicator Fill Cap	ML	MET-L-KYL
HF	High Flow	MX	MET-L-X
K	Purple-K Agent	RP	Ring Pin

(-1) Designates UL/ULC Harmonized Standard. All Class A Extinguishers use Modified Technical FORAY Dry Chemical Agent, Pail Part No. 434906.

RED LINE Model 5

CARTRIDGE-OPERATED FIRE EXTINGUISHERS

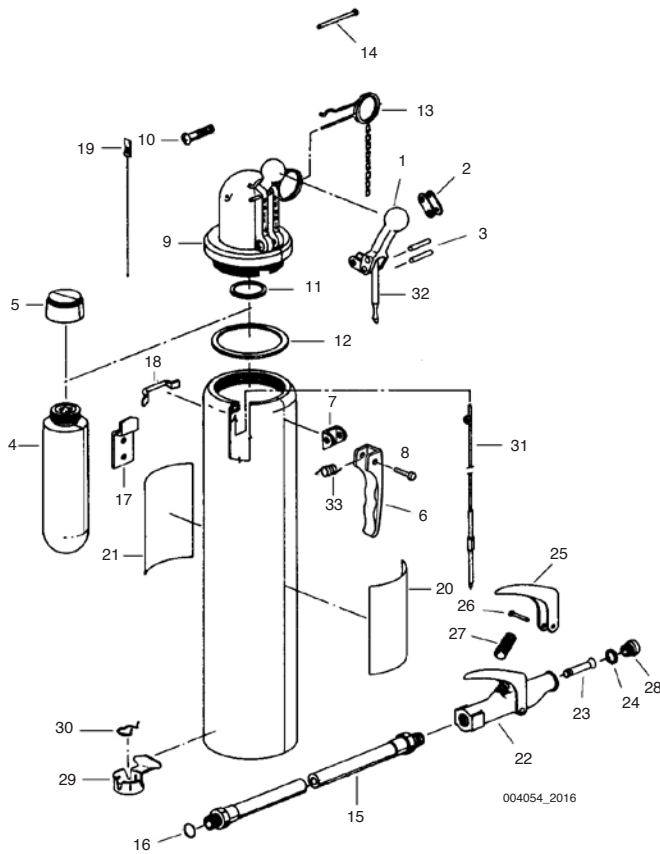
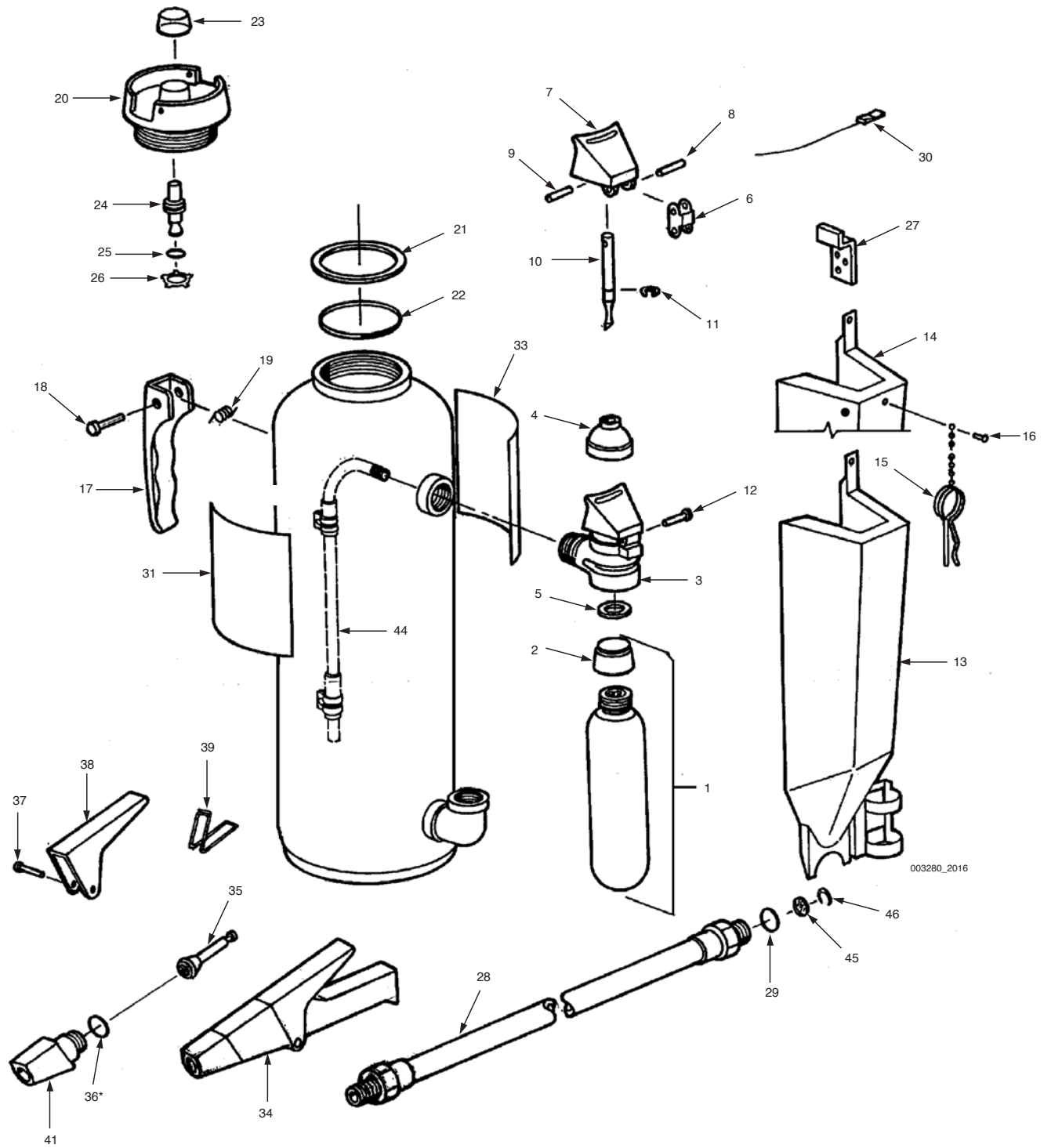


Fig. No.	Description	Part No.
1	Ball Lever without Puncture Pin	2330
2	Link, Ball Lever Assembly	1068
3	Rivets, Lever	1507
4	Cartridge Assembly w/Cap, CO2	4523
4	Cartridge Assembly w/Cap, Nitrogen, LT-5-R	6979
5	Cartridge Shipping Cap (LH)	77250
5	Cartridge Shipping Cap, LT (RH)	77251
6	Carrying Handle	6169
7	Carrying Handle Lug	N/A
8	Carrying Handle Rivet	1265
9	Dome and Fill Cap Assembly, Standard	2672
9	Dome and Fill Cap Assembly, LT	2759
10	Cap Screw	11318
11	Gasket, Cartridge Receiver	181
12	Gasket, Fill Cap	615
13	Ring Pin Assembly	2332
14	Rivet, Dome to Link	1506
15	Hose Assembly, 3/8 & 9/16 in. Couplings	15799
16	O-Ring	6263
17	Hanger Hook	2128
18	Hanger Attachment	N/A
19	Inspection Seal, Visual	15999
20	Nameplate, Operating, Replacement, 5, K-5	69563
20	Nameplate, Operating, Replacement, A-5	69564
21	Nameplate, Maintenance, Replacement w/o UL, 5, A-5, K-5	16440
22	Nozzle Assembly, Std & LT, PLUS-FIFTY C	6673
22	Nozzle Assembly, Std, FORAY	17519
22	Nozzle Assembly, Std, Purple-K	32130
22	Nozzle Assembly, LT, FORAY	17519
22	Nozzle Assembly, LT, Purple-K	10046
23	Plunger	4283
24	Gasket, Nozzle Tip	1662
25	Handle, Nozzle, Standard	2343
26	Rivet, Nozzle Handle	1048
27	Spring, Nozzle Handle	1666
28	Tip, Nozzle, Std, PLUS-FIFTY C	6612
28	Tip, Nozzle, Std, FORAY	69504
28	Tip, Nozzle, Std Purple-K, LT FORAY	4676
28	Tip, Nozzle, LT Purple-K	10047
29	Nozzle Holder	N/A
30	Spring, Nozzle Holder	7564
31	Gas Tube Assembly	10907
32	Puncture Pin	4287
33	Carry Handle Spring	2902

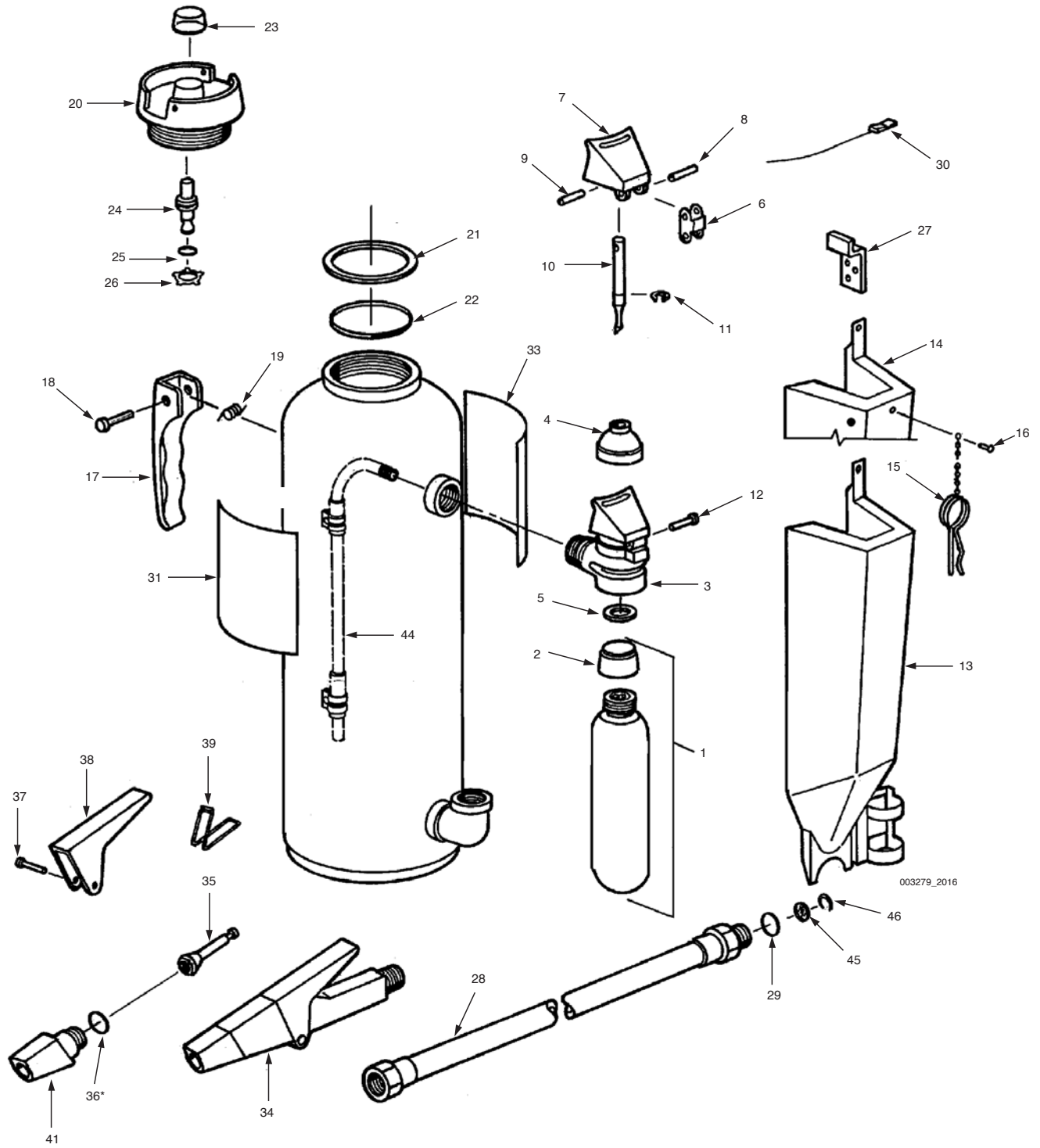
N/A = Not Available



RED LINE Model 10-G

Fig. No.	Description	Part No.
1	Cartridge w/Cap, CO2, 10 (LH)	4616
1	Cartridge w/Cap, N2, LT-10 (RH)	13193
2	Cartridge Shipping Cap (LH)	77250
2	Cartridge Shipping Cap (RH)	77251
3	Cartridge Receiver (RH)	1356
3	Cartridge Receiver (LH)	3626
3	Cartridge Receiver, CR (LH)	17913
3	Cartridge Receiver Assembly, CR, LT (RH)	24449
4	Cap, Rubber	1057
5	Gasket, Cartridge Receiver	181
6	Link, Cartridge Receiver	1068
7	Puncture Lever	3628
8	Spring Pin, Link to Puncture Lever	4108
9	Spring Pin, Puncture Lever to Puncture Pin	4109
10	Puncture Pin	25305
11	Retaining Ring	1903
12	Rivet, Link to Cartridge Receiver	6286
13	Cartridge Guard, Composite, Std	418023
13	Cartridge Guard, Composite, LT	418024
14	Ring Pin Cartridge Guard, Composite	418243
14	Ring Pin Guard, Composite, LT-RP-10	428136
15	Ring Pin and Chain Assembly	7095
16	Rivet, RP to Guard	24156
17	Carrying Handle, Std	6169
17	Carrying Handle, CR	17902
18	Carrying Handle Rivet	1265
19	Carrying Handle Spring	2902
20	Fill Cap w/Indicator, Std	17999
20	Fill Cap w/Indicator, CR	422808
20	Fill Cap w/o Indicator, Std	32028
20	Fill Cap w/o Indicator, CR	17903
21	Gasket, Fill Cap	6190
22	Quad Ring, Fill Cap	6273
23	Cap, Plastic	17633
24	Stem, Indicator	27648
25	Quad Ring	17630
26	Retaining Ring	1239

Fig. No.	Description	Part No.
27	Hanger Hook	3651
28	Hose w/Couplings, Std	13005
28	Hose w/Couplings, CR	77739
29	O-Ring	6263
30	Inspection Seal, Visual	15999
31	"A" Nameplate, Operating, Replacement	69567
31	RP "A" Nameplate, Operating, Replacement	69570
31	"K"/"C" Nameplate, Operating, Replacement	69566
31	RP "K"/"C" Nameplate, Operating, Replacement	69569
33	Nameplate, Maintenance, Replacement w/o UL	416373
34	Nozzle Assembly, K-10, LT-K-10	30787
34	Nozzle Assembly, CR-K-10, CR-LT-K-10	54732
34	Nozzle Assembly, A-10, LT-A-10	31407
34	Nozzle Assembly, CR-A-10, CR-LT-A-10	53470
35	Nozzle Plunger	56117
36	O-Ring, Nozzle Assembly	3469
37	Rivet, Nozzle Handle	3621
38	Handle, Nozzle Assembly, Std	419389
38	Handle, Nozzle Assembly, CR	423461
39	Spring, Nozzle Handle	419422
41	Nozzle Tip, K-10	30788
41	Nozzle Tip, A-10	31502
41	Nozzle Tip, 10 PLUS-FIFTY C	56116
44	Gas Tube Assembly	434446
45	Hose Seal (Pkg of 30)	415659
46	Retaining Ring (Pkg of 50)	415855
-	Extinguisher Weather Cover (Not Shown)	67636
-	Hose Inspection Kit (Seal & Retaining Ring)	426687

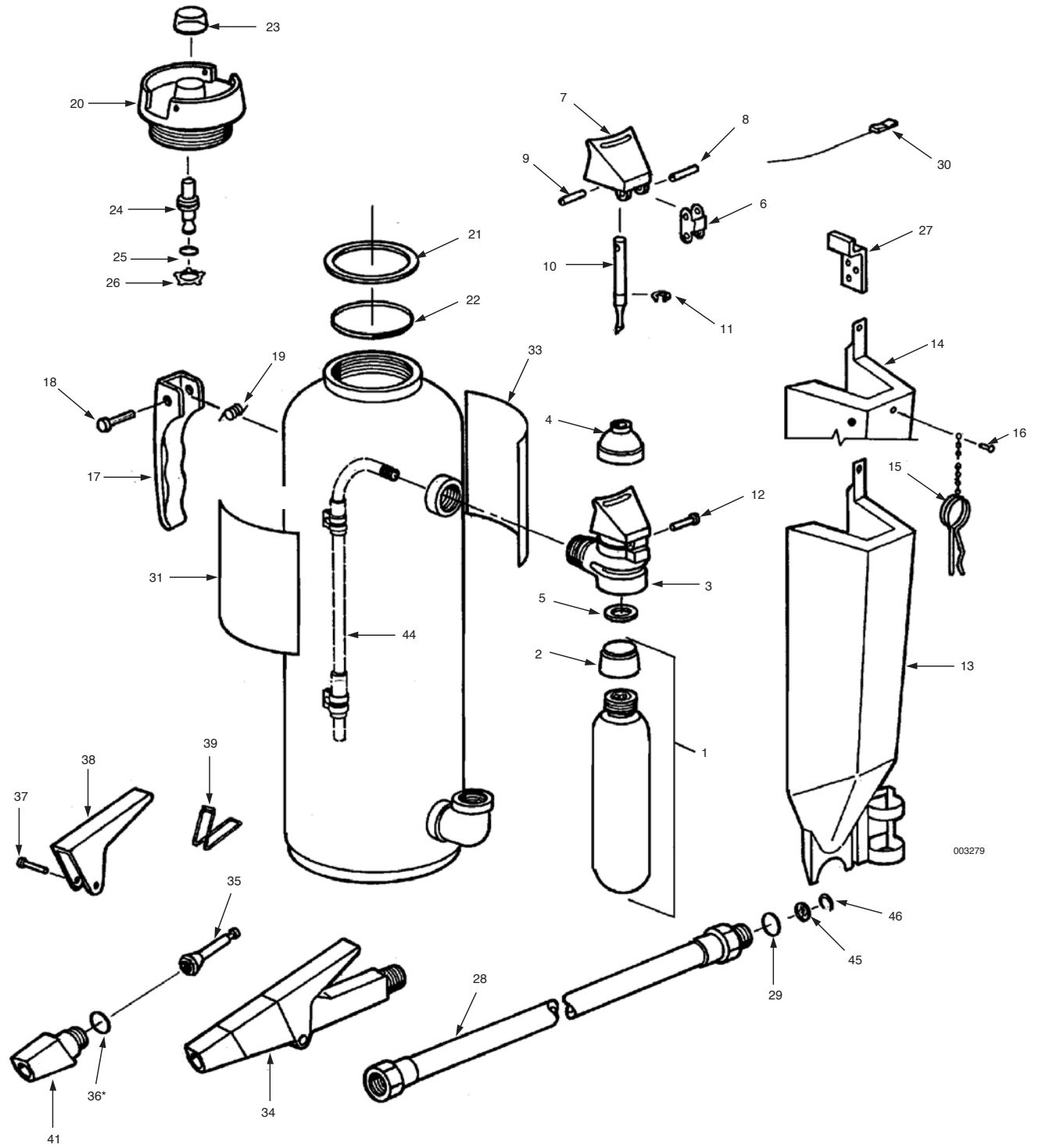


003279_2016

RED LINE Model 20-G

Fig. No.	Description	Part No.
1	Cartridge w/Cap, CO2, 20 (LH)	4614
1	Cartridge w/Cap, N2, LT-20 (RH)	7032
2	Cartridge Shipping Cap (LH)	77250
2	Cartridge Shipping Cap (RH)	77251
3	Cartridge Receiver (RH)	1356
3	Cartridge Receiver (LH)	3626
3	Cartridge Receiver, CR (LH)	17913
3	Cartridge Receiver Assembly, CR, LT (RH)	24449
4	Cap, Rubber	1057
5	Gasket, Cartridge Receiver	181
6	Link, Cartridge Receiver	1068
7	Puncture Lever, Std	3628
7	Puncture Lever, CR	17915
8	Spring Pin, Link to Puncture Lever	4108
9	Spring Pin, Puncture Lever to Puncture Pin	4109
10	Puncture Pin	25305
11	Retaining Ring	1903
12	Rivet, Link to Cartridge Receiver	6286
13	Cartridge Guard, Composite, Std	416346
13	Cartridge Guard, Composite, LT	416524
13	Cartridge Guard, Metal	426447
14	Ring Pin Cartridge Guard, Composite	416347
14	Ring Pin Cartridge Guard, Composite, LT-20	428137
14	Ring Pin Cartridge Guard, Metal	426450
15	Ring Pin and Chain Assembly	7095
16	Rivet, RP to Guard	24156
17	Carrying Handle, Std	6169
17	Carrying Handle, CR	17902
18	Carrying Handle Rivet	1265
19	Carrying Handle Spring	2902
20	Fill Cap w/Indicator, Std	17999
20	Fill Cap w/Indicator, CR	422808
21	Gasket, Fill Cap	6190
22	Quad Ring, Fill Cap	6273
23	Cap, Plastic	17633
24	Stem, Indicator	27648
25	Quad Ring	17630
26	Retaining Ring	1239

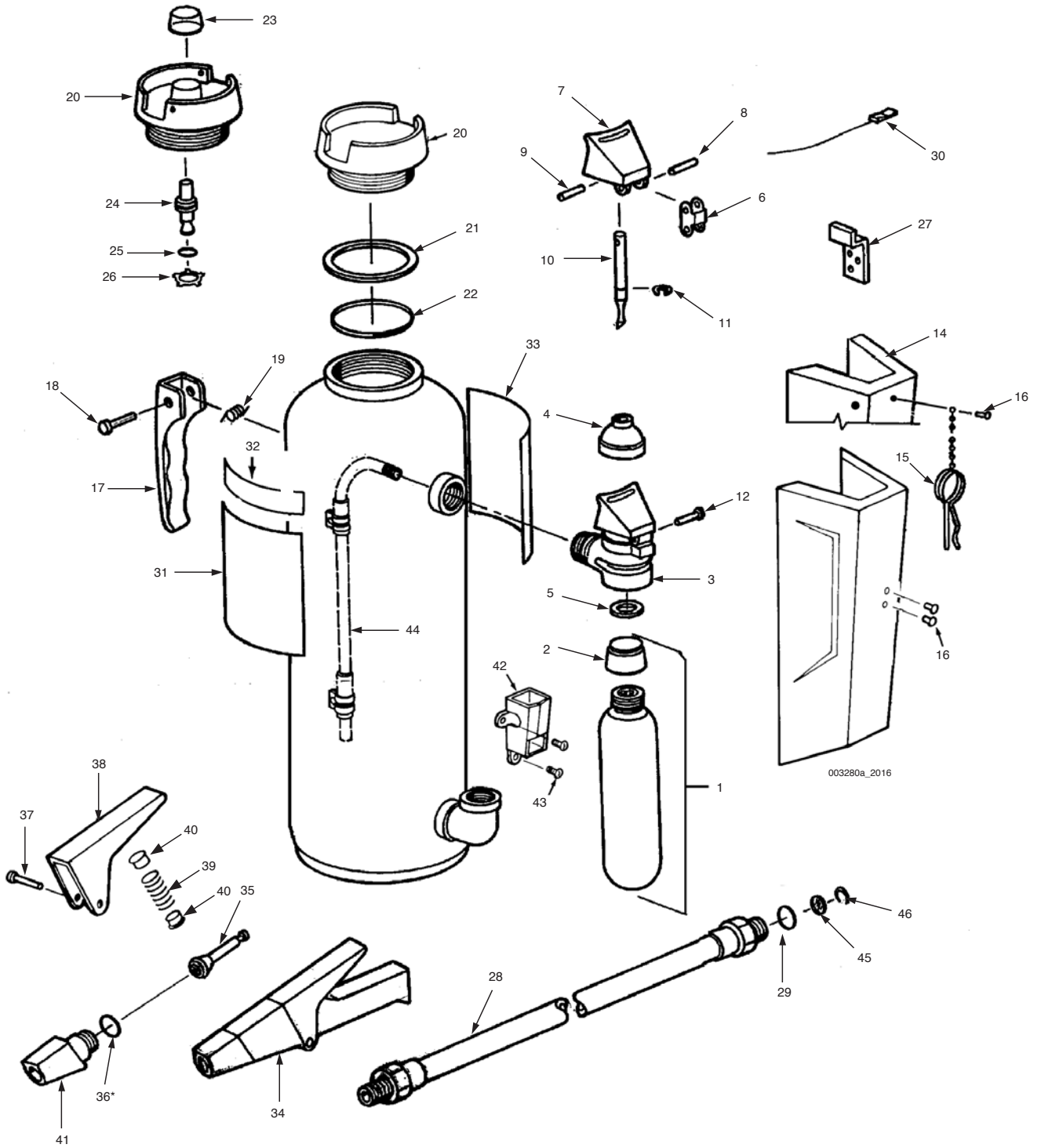
Fig. No.	Description	Part No.
27	Hanger Hook	3651
28	Hose w/Couplings, Std	7091
28	Hose w/Couplings, CR	24459
29	O-Ring	6323
30	Inspection Seal, Visual	15999
31	"A" Nameplate, Operating, Replacement	69567
31	RP "A" Nameplate, Operating, Replacement	69570
31	"K"/"C" Nameplate, Operating, Replacement	69566
31	RP "K"/"C" Nameplate, Operating, Replacement	69569
33	Nameplate, Maintenance, Replacement w/o UL	416374
34	Nozzle Assembly 20, LT-20, Std 20	30778
34	Nozzle Assembly 20, HF-A, HF-K	15156
34	Nozzle Assembly CR-20, CR-LT-20	30818
34	Nozzle Assembly K-20, LT-K-20, A-20, LT-A-20	30789
34	Nozzle Assembly CR-K-20, CR-LT-K-20, CR-A-20, CR-LT-A-20	30817
35	Nozzle Plunger Assembly	56117
36	O-Ring, Nozzle Assembly	3469
37	Rivet, Nozzle Handle	3621
38	Handle, Nozzle Assembly, Std	419389
38	Handle, Nozzle Assembly, CR	423461
38	Handle, Nozzle Assembly, HF	426629
39	Spring, Nozzle Handle	419422
41	Tip, Nozzle Assembly, A & K Std	30790
41	Tip, Nozzle Assembly 20, HF-A, HF-K	25780
41	Tip, Nozzle Assembly, PLUS-FIFTY C	30791
44	Gas Tube Assembly	6317
45	Hose Seal (Pkg of 30)	415660
46	Retaining Ring (Pkg of 50)	415856
-	Extinguisher Weather Cover (Not Shown)	67637
-	Gasket Kit (Quad, Flat Gasket, Hose O-Ring)	415877
-	Hose Inspection Kit (Seal, Retainer Clip)	426688



003279

Fig. No.	Description	Part No.
1	Cartridge w/Cap, CO2, 30 (LH)	4615
1	Cartridge w/Cap, N2, LT-30 (RH)	5373
2	Cartridge Shipping Cap (LH)	77250
2	Cartridge Shipping Cap (RH)	77251
3	Cartridge Receiver (RH)	1356
3	Cartridge Receiver (LH)	3626
3	Cartridge Receiver, CR (LH)	17913
3	Cartridge Receiver Assembly, CR, LT (RH)	24449
4	Cap, Rubber	1057
5	Gasket, Cartridge Receiver	181
6	Link, Cartridge Receiver	1068
7	Puncture Lever, Std	3628
7	Puncture Lever, CR	17915
8	Spring Pin, Link to Puncture Lever	4108
9	Spring Pin, Puncture Lever to Puncture Pin	4109
10	Puncture Pin	25305
11	Retaining Ring	1903
12	Rivet, Link to Cartridge Receiver	6286
13	Cartridge Guard, Composite	418025
13	Cartridge Guard, Composite LT	418026
14	Ring Pin Cartridge Guard, Composite	418244
14	Ring Pin Cartridge Guard, Composite, LT-30	435256
15	Ring Pin and Chain Assembly	7095
16	Rivet, RP to Guard	24156
17	Carrying Handle, Standard	6169
17	Carrying Handle, CR	17902
18	Carrying Handle Rivet	1265
19	Carrying Handle Spring	2902
20	Fill Cap w/Indicator, Standard	17999
20	Fill Cap w/Indicator, CR	422808
21	Gasket, Fill Cap	6190
22	Quad Ring, Fill Cap	6273
23	Cap, Plastic	17633
24	Stem, Indicator	27648
25	Quad Ring	17630
26	Retaining Ring	1239
27	Hanger Hook	3651
28	Hose w/Couplings, Std	7083
28	Hose w/Couplings, CR	24451
29	O-Ring	6324

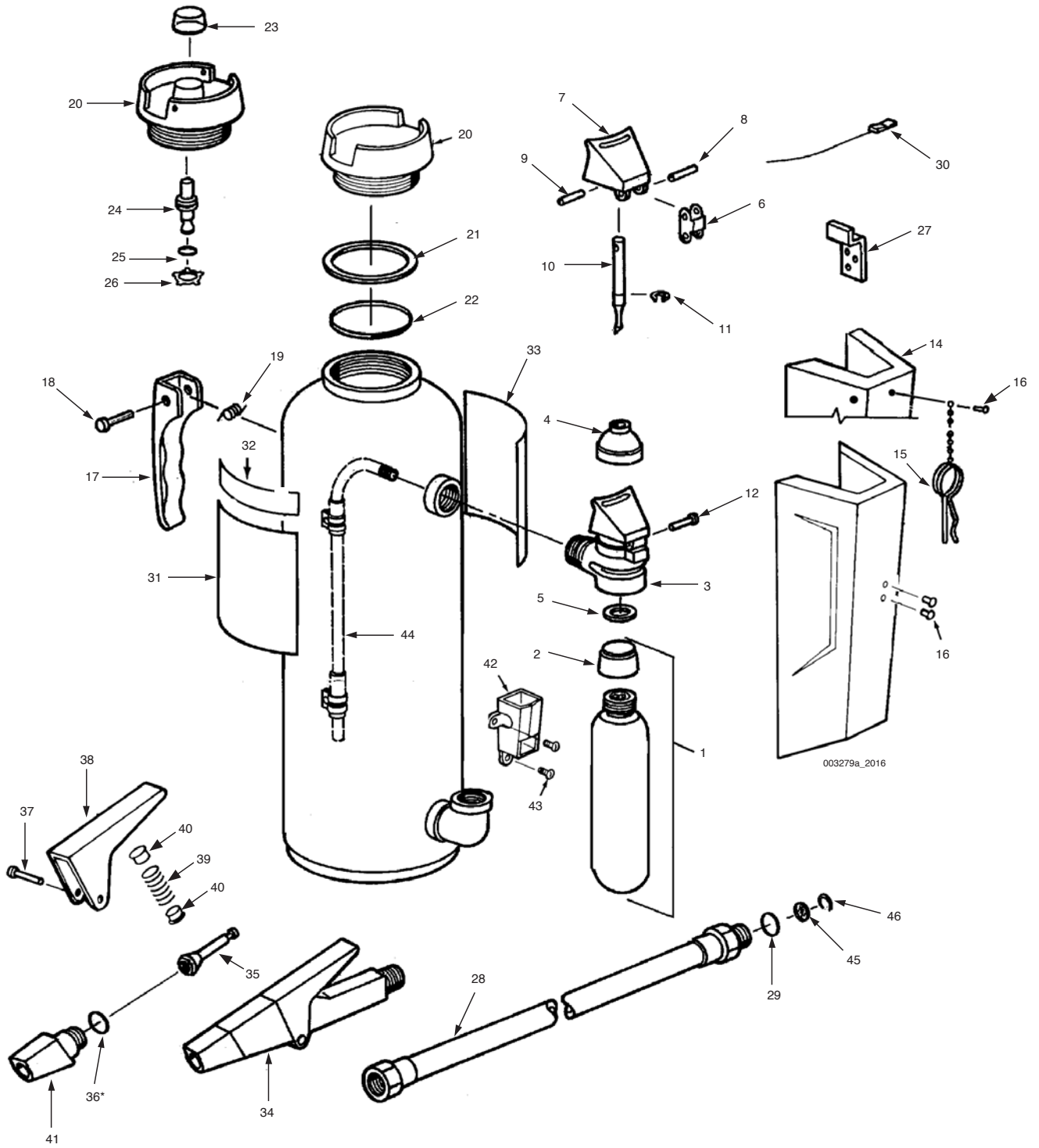
Fig. No.	Description	Part No.
30	Inspection Seal, Visual	15999
31	"A" Nameplate, Operating, Replacement	69567
31	RP "A" Nameplate, Operating, Replacement	69570
31	"K"/"C" Nameplate, Operating, Replacement	69566
31	RP "K"/"C" Nameplate, Operating, Replacement	69569
33	Nameplate, Maintenance, Replacement w/o UL	416375
34	Nozzle Assembly 30, K-30, A-30, LT-30, LT-K-30, LT-A-30	30778
34	Nozzle Assembly, CR-30, CR-K-30, CR-A-30, CR-LT-30, CR-LT-K-30, CR-LT-A-30	30818
34	Nozzle Assembly 30, HF-A, HF-K	15159
34	Nozzle Assembly, MET-L-X/LITH-X	30464
35	Nozzle Plunger	56117
36	O-Ring, Nozzle Assembly	3469
37	Rivet, Nozzle Handle	3621
38	Handle, Nozzle Assembly, Standard	419389
38	Handle, Nozzle Assembly, CR	423461
38	Handle, Nozzle Assembly, HF	426629
39	Spring, Nozzle Handle	419422
41	Nozzle Tip, MX/LX	25799
41	Tip, Nozzle Assembly, LT-K (Pre 2012)	17946
41	Tip, Nozzle Assembly, LT-A, MET-L-KYL (Pre 2012)	17932
41	Tip, Nozzle Assembly 30, HF-A, HF-K	25781
41	Tip, Nozzle Assembly, A & K Std, PLUS-FIFTY C	30791
41	Tip, Nozzle Assembly, MET-L-X, LITH-X	25799
41	Tip, Nozzle Assembly, All SPILL-X	30791
44	Gas Tube Assembly	434620
45	Hose Seal (Pkg of 30)	415661
46	Retaining Ring (Pkg of 50)	415857
-	Extinguisher Weather Cover (Not Shown)	67638
-	Gasket Kit (Quad Ring, Flat Gasket, Hose O-Ring)	415878
-	Hose Inspection Kit (Seal & Retainer Clip)	426689



RED LINE Model 10-E

Fig. No.	Description	Part No.
1	Cartridge w/Cap, CO2, 10 (LH)	4616
1	Cartridge w/Cap, N2, LT-10 (RH)	13193
2	Cartridge Shipping Cap (LH)	77250
2	Cartridge Shipping Cap (RH)	77251
3	Cartridge Receiver (RH)	1356
3	Cartridge Receiver (LH)	3626
3	Cartridge Receiver, CR (LH)	17913
3	Cartridge Receiver Assembly, CR, LT (RH)	24449
4	Cap, Rubber	1057
5	Gasket, Cartridge Receiver	181
6	Link, Cartridge Receiver	1068
7	Puncture Lever	3628
8	Spring Pin, Link to Puncture Lever	4108
9	Spring Pin, Puncture Lever to Puncture Pin	4109
10	Puncture Pin	25305
11	Retaining Ring	1903
12	Rivet, Link to Cartridge Receiver	6286
13	Cartridge Guard, Metal, Std	3652
13	Cartridge Guard, Metal, CR	53468
13	Cartridge Guard, Metal, LT	12997
14	Ring Pin Cartridge Guard, Metal	6330
14	Ring Pin Guard, Metal, CR-LT-RP-10	35604
15	Ring Pin and Chain Assembly	7095
16	Rivet, Cartridge Guard	6579
17	Carrying Handle, Std	6169
17	Carrying Handle, CR	17902
18	Carrying Handle Rivet	1265
19	Carrying Handle Spring	2902
20	Fill Cap w/Indicator, Std	17999
20	Fill Cap w/Indicator, CR	422808
20	Fill Cap w/o Indicator, Std	32028
20	Fill Cap w/o Indicator, CR	17903
21	Gasket, Fill Cap	6190
22	Quad Ring, Fill Cap	6273
23	Cap, Plastic	17633
24	Stem, Indicator	27648
25	Quad Ring	17630
26	Retaining Ring	1239

Fig. No.	Description	Part No.
27	Hanger Hook	3651
28	Hose w/Couplings, Std	13005
28	Hose w/Couplings, CR	77739
29	O-Ring	6263
30	Inspection Seal, Visual	15999
31	"A" Nameplate, Operating, Replacement	69567
31	RP "A" Nameplate, Operating, Replacement	69570
31	"K"/"C" Nameplate, Operating, Replacement	69566
31	RP "K"/"C" Nameplate, Operating, Replacement	69569
32	Label, Low Temperature	25167
33	Nameplate, Maintenance, Replacement w/o UL	416373
34	Nozzle Assembly, PLUS-FIFTY C Std	14048
34	Nozzle Assembly, A-10, LT-A-10	31407
34	Nozzle Assembly, K-10, LT-K-10	30787
34	Nozzle Assembly, CR-A-10, CR-LT-A-10	53470
34	Nozzle Assembly, CR-K-10, CR-LT-K-10	54732
35	Nozzle Plunger	56117
36	O-Ring, Nozzle Assembly	3469
37	Rivet, Nozzle Handle	3621
38	Handle, Nozzle Assembly, HF	N/A
39	Spring, Nozzle Handle	N/A
40	Caplug (2)	25154
41	Nozzle Tip, A-10 UL	31502
41	Nozzle Tip, A-10 ULC	56116
41	Nozzle Tip, K-10	30788
42	Nozzle Holder Assembly	74206
43	Nozzle Platform Screw (2)	14908
44	Gas Tube Assembly	434446
-	Extinguisher Weather Cover (Not Shown)	67636
-	Hose Inspection Kit (Seal & Retaining Ring)	426687



RED LINE Model 20-E

Fig. No.	Description	Part No.
1	Cartridge w/Cap, CO2, 20 (LH)	4614
1	Cartridge w/Cap, N2, LT-20 (RH)	7032
2	Cartridge Shipping Cap (LH)	77250
2	Cartridge Shipping Cap (RH)	77251
3	Cartridge Receiver (RH)	1356
3	Cartridge Receiver (LH)	3626
3	Cartridge Receiver, CR (LH)	17913
3	Cartridge Receiver Assembly, CR, LT (RH)	24449
4	Cap, Rubber	1057
5	Gasket, Cartridge Receiver	181
6	Link, Cartridge Receiver	1068
7	Puncture Lever, Std	3628
7	Puncture Lever, CR	17915
8	Spring Pin, Link to Puncture Lever	4108
9	Spring Pin, Puncture Lever to Puncture Pin	4109
10	Puncture Pin	25305
11	Retaining Ring	1903
12	Rivet, Link to Cartridge Receiver	6286
13	Cartridge Guard, Metal, Std	6302
13	Cartridge Guard, Metal, CR	17917
13	Cartridge Guard, Metal, LT	6967
14	Ring Pin Cartridge Guard, Metal	7097
14	Ring Pin Cartridge Guard, Metal, LT-20	32025
14	Ring Pin Cartridge Guard, Metal, CR-LT-20	436454
14	Ring Pin Cartridge Guard, Metal, CR-20	55764
15	Ring Pin and Chain Assembly	7095
16	Rivet, Cartridge Guard	6579
17	Carrying Handle, Std	6169
17	Carrying Handle, CR	17902
18	Carrying Handle Rivet	1265
19	Carrying Handle Spring	2902
20	Fill Cap w/Indicator, Std	17999
20	Fill Cap w/Indicator, CR	422808
20	Fill Cap w/o Indicator, Std	32028
20	Fill Cap w/o Indicator, CR	17903
21	Gasket, Fill Cap	6190
22	Quad Ring, Fill Cap	6273
23	Cap, Plastic	17633
24	Stem, Indicator	27648
25	Quad Ring	17630
26	Retaining Ring	1239

Fig. No.	Description	Part No.
27	Hanger Hook	3651
28	Hose w/Couplings, Std	7091
28	Hose w/Couplings, CR	24459
29	O-Ring	6323
30	Inspection Seal, Visual	15999
31	"A" Nameplate, Operating, Replacement	69567
31	RP "A" Nameplate, Operating, Replacement	69570
31	"K"/"C" Nameplate, Operating, Replacement	69566
31	RP "K"/"C" Nameplate, Operating, Replacement	69569
32	Label, Low Temperature	25167
33	Nameplate, Maintenance, Replacement w/o UL	416374
34	Nozzle Assembly, PLUS-FIFTY C Std	14551
34	Nozzle Assembly, LT-A	14382
34	Nozzle Assembly, HF-A, HF-K	15156
34	Nozzle Assembly, PLUS-FIFTY C, CR	17905
34	Nozzle Assembly, A & K/LT-K Std	30789
34	Nozzle Assembly, CR-A, CR-K, CR-LT-K	30817
35	Nozzle Plunger	56117
36	O-Ring, Nozzle Assembly	3469
37	Rivet, Nozzle Handle	3621
38	Handle, Nozzle Assembly, HF	N/A
39	Spring, Nozzle Handle	N/A
40	Caplug (2)	25154
41	Tip, Nozzle Assembly, LT-A/CR-LT-A	17932
41	Tip, Nozzle Assembly, LT-A, LT-K	25778
41	Tip, Nozzle Assembly, HF-A, HF-K	25780
41	Tip, Nozzle Assembly, PLUS-FIFTY C Std	17908
41	Tip, Nozzle Assembly, A & K Std	30790
42	Nozzle Holder Assembly	74206
43	Nozzle Platform Screw (2)	14908
44	Gas Tube Assembly	6317
-	Extinguisher Weather Cover (Not Shown)	67637
-	Gasket Kit (Quad, Flat Gasket, Hose O-Ring)	415877
-	Hose Inspection Kit (Seal, Retainer Ring)	426688

RED LINE Model 30-E

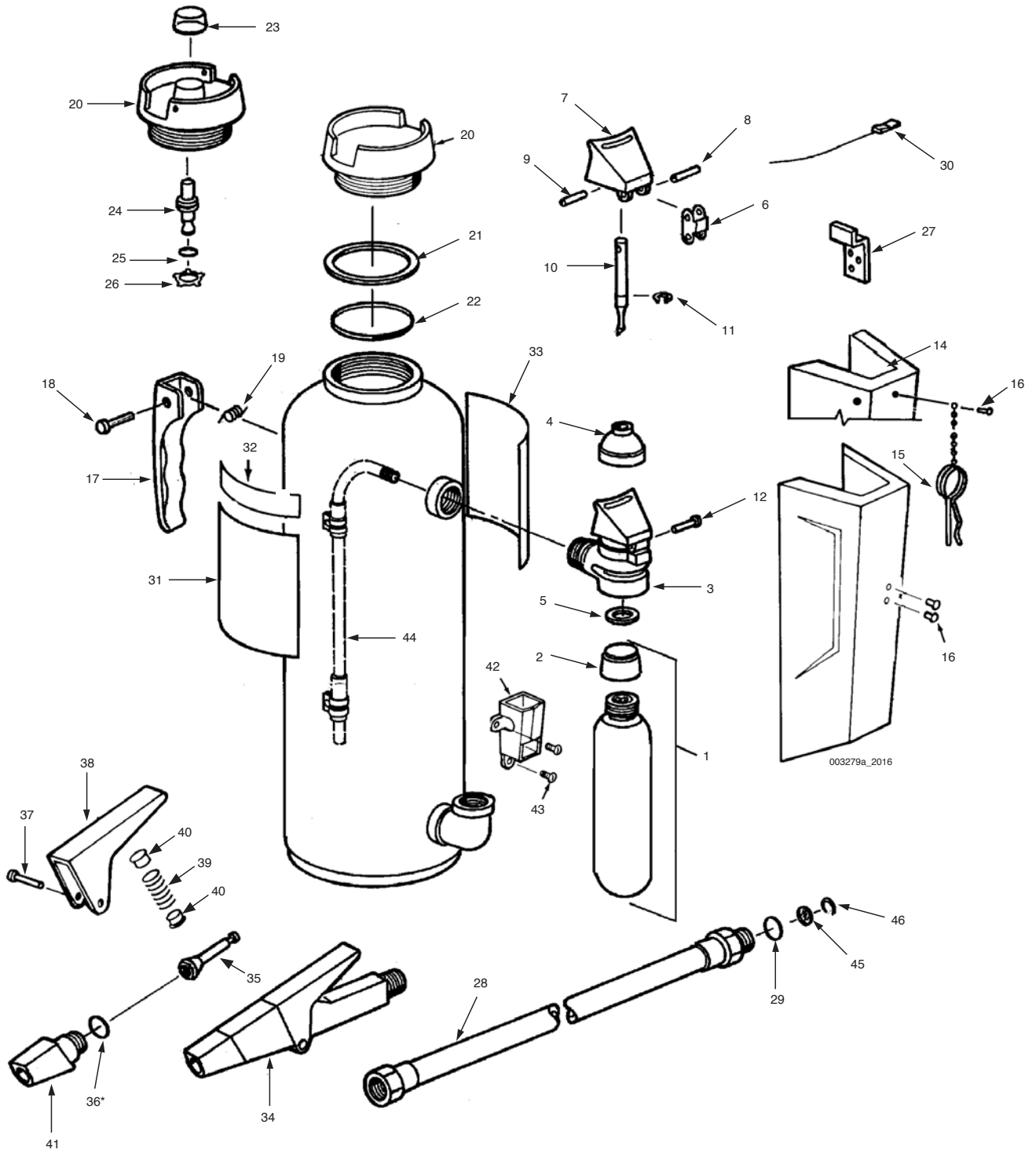


Fig. No.	Description	Part No.
1	Cartridge w/Cap, CO2, 30 (LH)	4615
1	Cartridge w/Cap, N2, LT-30 (RH)	5373
2	Cartridge Shipping Cap (LH)	77250
2	Cartridge Shipping Cap (RH)	77251
3	Cartridge Receiver (RH)	1356
3	Cartridge Receiver (LH)	3626
3	Cartridge Receiver, CR (LH)	17913
3	Cartridge Receiver Assembly, CR, LT (RH)	24449
4	Cap, Rubber	1057
5	Gasket, Cartridge Receiver	181
6	Link, Cartridge Receiver	1068
7	Puncture Lever, Std	3628
7	Puncture Lever, CR	17915
8	Spring Pin, Link to Puncture Lever	4108
9	Spring Pin, Puncture Lever to Puncture Pin	4109
10	Puncture Pin	25305
11	Retaining Ring	1903
12	Rivet, Link to Cartridge Receiver	6286
13	Cartridge Guard, Metal, Std	6287
13	Cartridge Guard, Metal, CR	17938
13	Cartridge Guard, Metal, LT	6971
13	Cartridge Guard, Metal, MET-L-X, LITH-X	426455
13	Cartridge Guard, Metal, MET-L-KYL	426455
14	Ring Pin Cartridge Guard, Metal	7207
14	Ring Pin Cartridge Guard, Metal, CR-30	56986
15	Ring Pin and Chain Assembly	7095
16	Rivet, Cartridge Guard	6579
17	Carrying Handle, Standard	6169
17	Carrying Handle, CR	17902
18	Carrying Handle Rivet	1265
19	Carrying Handle Spring	2902
20	Fill Cap w/Indicator, Standard	17999
20	Fill Cap w/Indicator, CR	422808
20	Fill Cap w/o Indicator, Standard	32028
20	Fill Cap w/o Indicator, CR	17903
21	Gasket, Fill Cap	6190
22	Quad Ring, Fill Cap	6273
23	Cap, Plastic	17633
24	Stem, Indicator	27648
25	Quad Ring	17630
26	Retaining Ring	1239
27	Hanger Hook	3651

Fig. No.	Description	Part No.
28	Hose w/Couplings, Std	7083
28	Hose w/Couplings, CR	24451
29	O-Ring	6324
30	Inspection Seal, Visual	15999
31	"A" Nameplate, Operating, Replacement	69567
31	RP "A" Nameplate, Operating, Replacement	69570
31	"K"/"C" Nameplate, Operating, Replacement	69566
31	RP "K"/"C" Nameplate, Operating, Replacement	69569
31	MX-30-E/G Maintenance Nameplate	422613
31	LX-30-E/G Maintenance Nameplate	418178
31	ML-30-E/G Maintenance Nameplate	418179
31	MX-30-E/G Operating Nameplate	6459
31	LX-30-E/G Operating Nameplate	10039
31	ML-30-E/G Operating Nameplate	10038
32	Label, Low Temperature	25167
33	Nameplate, Maintenance, Replacement w/o UL	416375
34	Nozzle Assembly, LT-A, MET-L-KYL	14045
34	Nozzle Assembly, LT-K	14047
34	Nozzle Assembly, HF-A, HF-K	15159
34	Nozzle Assembly, PLUS-FIFTY C, LT	14706
34	Nozzle Assembly, PLUS-FIFTY C, CR	17931
34	Nozzle Assembly, A & K Std	30778
34	Nozzle Assembly, CR-A, CR-K	30818
34	Nozzle Assembly, MET-L-X, LITH-X	30464
35	Nozzle Plunger	56117
36	O-Ring, Nozzle Assembly	3469
37	Rivet, Nozzle Handle	3621
39	Spring, Nozzle Handle	N/A
38	Handle, Nozzle Assembly, HF	N/A
40	Caplug (2)	25154
41	Tip, Nozzle Assembly, LT-K	17946
41	Tip, Nozzle Assembly, HF-A, HF-K	25781
41	Tip, Nozzle Assembly, LT-A, MET-L-KYL	17932
41	Tip, Nozzle Assembly, A & K Std	30791
41	Nozzle Assembly, MET-L-X, LITH-X	25799
42	Nozzle Holder Assembly	74206
43	Nozzle Platform Screw (2)	14908
44	Gas Tube Assembly	434620
-	Extinguisher Weather Cover (Not Shown)	67638
-	Gasket Kit (Quad Ring, Flat Gasket, Hose O-Ring)	415878
-	Hose Inspection Kit (Seal & Retainer Clip)	426689

SENTRY Dry Chemical Extinguishers



A02SVB



A02S



AA05SVB-1



A05S



A05SVB



PK05S



AA20-1



PK20/C20



AA10S



PK10S/C10S



AA10SI



AA20I-1

SENTRY Dry Chemical Extinguishers are designed for the protection of light, ordinary hazards. They are suitable for compliance, commercial fire protection needs. Extinguishing agents are available for fires involving Class A (ordinary combustibles), Class B (flammable liquids and gases), and Class C (energized electrical equipment) materials.

- Fits most extinguisher cabinets
- Six-year limited warranty (see ansul.com for details)
- Seamless, welded steel shell is 100% hydrotested to 600 psi (41 bar)
- 100% leak tested via mass spectrometry
- Tough system powder paint
- Extruded aluminum valve, plated steel valve stem, steel pick-up tube, and plated steel ring pin
- Multi-lingual glare-resistant Mylar nameplate with bar-coded model and serial number
- Listed/Approved by UL, ULC, and USCG with approved bracket
- Color-coded pressure gauge
- Nearly 1000 distributors worldwide
- Standard hanger hook
- Corrosion resistant option for 10 lb and 20 lb models

Corrosion Resistant Models

Extinguisher shells are painted with a zinc powder primer and a powder red top coat. The powder top coat resists blistering, cracking, fading, and chipping. The powder zinc primer provides additional protection from corrosive atmospheres.

- Valve bodies made from a durable extruded brass alloy which is chrome-plated for additional protection
- Completed valve assembly components resist oxidation with brass valve stems; plated brass hose ferrules and couplings; and stainless steel handle, lever, ring pin and chain
- Designed for industrial fire protection needs, especially within chemical or marine environments

SENTRY Dry Chemical Extinguishers

STORED PRESSURE FIRE EXTINGUISHERS

Model	A02S A02SVB*	AA05S-1 AA05SVB-1*	A05S A05SVB*	PK05S	AA10S CR-AA10SI	PK10S CR-PK10SI	C10S	AA20-1 CR-AA20I-1	PK20 CR-PK20I	C20
Extinguisher Part No. UL	438732 438735	442257 442258	442235 442236	442253	436500 436583	436494 436586	436497	434747 434750	429011 429012	429017
Extinguisher Part No. ULC	438946 438738	442260 442261	442238 442239	—	436509 —	436791 —	—	434765 —	434276 —	—
International** Part No. UL	— 442656	442286 442297	442278 442280	442301 —	442662 —	442663 —	—	442664 —	442665 —	—
Arabic Part No.	— 438747	—	442237 —	—	436506 —	—	—	434810 —	430891 —	—
Bracket Part No.	24610	429146	429146	429146	435793	435793	435793	30937	30937	30937
Agent	FORAY	FORAY	FORAY	Purple-K	FORAY	Purple-K	PLUS- FIFTY C	FORAY	Purple-K	PLUS- FIFTY C
Agent Capacity	2 1/2 lb (1.13 kg)	5 lb (2.27 kg)	5 lb (2.27 kg)	5 lb (2.27 kg)	10 lb (4.54 kg)	10 lb (4.54 kg)	10 lb (4.54 kg)	20 lb (9.07 kg)	20 lb (9.07 kg)	20 lb (9.07 kg)
UL/ULC Rating	1-A: 10-B:C	3-A: 40-B:C	3-A: 10-B:C	60-B:C	4-A: 80-B:C	80-B:C	60-B:C	10-A: 120-B:C	120-B:C	80-B:C
Discharge Time	9 sec	14 sec	15 sec	17 sec	21 sec	22 sec	19 sec	28 sec	30 sec	21 sec
Agent Flow Rate lb/sec (kg/sec)	0.31 (0.14)	0.38 (0.17)	0.34 (0.15)	0.30 (0.14)	0.52 (0.24)	0.52 (0.24)	0.46 (0.21)	0.59 (0.27)	0.73 (0.33)	0.67 (0.30)
Charged Weight (with agent)	5 lb (2.27 kg)	9 lb, 14 oz (4.15 kg)	9 lb, 14 oz (4.15 kg)	9 lb, 14 oz (4.15 kg)	17 lb, 0 oz (7.73 kg)	17 lb, 0 oz (7.73 kg)	17 lb, 0 oz (7.73 kg)	32 lb, 2 oz (14.60 kg)	32 lb, 2 oz (14.60 kg)	32 lb, 2 oz (14.60 kg)
Dimensions:										
Height: in. (mm)	14 1/4 (362)	16 3/4 (425)	16 3/4 (425)	16 3/4 (425)	20 1/2 (520)	20 1/2 (520)	20 1/2 (520)	22 1/2 (572)	22 1/2 (572)	22 1/2 (572)
Width: in. (mm)	5 1/2 (140)	8 1/2 (216)	8 1/2 (216)	8 1/2 (216)	8 1/4 (210)	8 1/4 (210)	8 1/4 (210)	9 1/2 (241)	9 1/2 (241)	9 1/2 (241)
Depth: in. (mm)	3 3/8 (86)	4 7/16 (113)	4 7/16 (113)	4 7/16 (113)	5 1/4 (135)	5 1/4 (135)	5 1/4 (135)	7 7/32 (183)	7 7/32 (183)	7 7/32 (183)

*VB: Includes Vehicle Bracket

**Products to be used outside of the Americas to comply with GHS labeling requirements.

LEGEND (Prefix):

- A FORAY Dry Chemical
- AA FORAY Industrial Grade Dry Chemical
- AA (-1) FORAY Modified Technical Grade Dry Chemical
- PK Purple-K Dry Chemical
- C PLUS-FIFTY C Dry Chemical
- I Industrial (Corrosion Resistant)

SENTRY High Flow Dry Chemical Extinguishers



HF-AA10S



HF-PK10S



HF-AA20-1



HF-PK20

Features

- Complies with NFPA10, Section 5.5 for pressurized flammable liquids and gases
- Meets or exceeds requirements of ANSI/UL 299 and 711, or ULC S504 and S508
- 240 psi (16.6 bar) operating pressure for maximum performance
- Seamless welded shell is 100% hydrotested to 720 psi (49 bar)
- USCG approved with proper bracket
- Corrosion-Resistant (CR) models available
- High flow nameplate designation
- Six-year limited warranty (see ansul.com for details)

Application

The SENTRY High-Flow Extinguishers comply with NFPA 10, Sec. 5.5, which defines fire protection for pressurized flammable liquids and gases as three dimensional and/or gravity fed fuel fires. The large capacity extinguishers contain 10 lb (4.5 kg) of dry chemical agent or greater, with a discharge rate of 1 lb/sec (0.45 kg/sec) or greater.

The SENTRY High-Flow, Stored-Pressure Extinguisher is designed for commercial/compliance markets, with light and ordinary hazards such as:

- Propane filling and storage locations
- Gas/fuel stations
- Construction sites
- Maintenance facilities
- Hazardous material cabinets
- Small paint booths and repair facilities
- Marinas and marine terminals
- Salvage and recycling facilities
- Warehouse and storage

Model	HF-AA10S	HF-PK10S	HF-AA20-1	HF-PK20	CR-HF-AA10SI	CR-HF-PK10SI	CR-HF-AA20I-1	CR-HF-PK20I
Extinguisher Part No. (UL)	440945	440935	440940	440930	441258	441250	441268	441234
Extinguisher Part No. (ULC)	441337	441331	441334	441328	441349	441343	441346	441340
Bracket Part No.	435793	435793	30937	30937	435793	435793	30937	30937
Agent	FORAY	Purple-K	FORAY	Purple-K	FORAY	Purple-K	FORAY	Purple-K
Agent Capacity	10 lb (4.54 kg)	10 lb (4.54 kg)	20 lb (9.07 kg)	20 lb (9.07 kg)	10 lb (4.54 kg)	10 lb (4.54 kg)	20 lb (9.07 kg)	20 lb (9.07 kg)
UL/ULC Rating	1-A:20-B:C	20-B:C	4-A:60-B:C	60-B:C	1-A:20-B:C	20-B:C	4-A:60-B:C	60-B:C
Discharge Time	9.0 sec	8.9 sec	18.2 sec	18.2 sec	9.0 sec	8.9 sec	18.2 sec	18.2 sec
Agent Flow Rate (per sec)	1.26 lb (0.57 kg)	1.30 lb (0.59 kg)	1.20 lb (0.54 kg)	1.19 lb (0.54 kg)	1.26 lb (0.57 kg)	1.30 lb (0.59 kg)	1.20 lb (0.54 kg)	1.19 lb (0.54 kg)
Charged Weight (with agent)	17 lb, 0 oz (7.73 kg)	17 lb, 14 oz (8.13 kg)	32 lb, 2 oz (14.60 kg)	32 lb, 2 oz (14.60 kg)	17 lb, 0 oz (7.73 kg)	17 lb, 14 oz (8.13 kg)	32 lb, 2 oz (14.60 kg)	32 lb, 2 oz (14.60 kg)
Dimensions:								
Height:	20 1/2 in. (520 mm)	20 1/2 in. (520 mm)	22 1/2 in. (572 mm)	22 1/2 in. (572 mm)	20 1/2 in. (520 mm)	20 1/2 in. (520 mm)	22 1/2 in. (572 mm)	22 1/2 in. (572 mm)
Width:	8 1/4 in. (210 mm)	8 1/4 in. (210 mm)	9 1/2 in. (241 mm)	9 1/2 in. (241 mm)	8 1/4 in. (210 mm)	8 1/4 in. (210 mm)	9 1/2 in. (241 mm)	9 1/2 in. (241 mm)
Depth:	5 1/4 in. (135 mm)	5 1/4 in. (135 mm)	7 7/32 in. (183 mm)	7 7/32 in. (183 mm)	5 1/4 in. (135 mm)	5 1/4 in. (135 mm)	7 7/32 in. (183 mm)	7 7/32 in. (183 mm)

CLEANGUARD Extinguishers



CLEANGUARD Clean-Agent Extinguishers are designed for protection of light and ordinary hazards. These compact and portable extinguishers are suited for compliance, commercial fire protection needs. Typical applications include:

- Computer rooms
- Essential communication areas
- Irreplaceable data, document, and art storage rooms
- Laboratories
- Sensitive/expensive equipment
- NM unit is MR Conditional for areas such as MRI rooms
- UL/ULC Approved and Listed
- FE05S, FE09, FE13 models FAA approved
- Six-year limited warranty (see ansul.com for details)



Model	FE02VB	FE05S	FE09	FE13	FE13NM
Extinguisher Part No. UL	429107	442255	429021	429022	432893
Extinguisher Part No. ULC	429596	442256	429598	429599	433214
Bracket Part No.	24610 (Included)	429146	422737	30937	—
Agent Capacity	2.5 lb (1.1 kg)	4.75 lb (2.2 kg)	9.5 lb (4.3 kg)	13.25 lb (6 kg)	13.25 lb (6 kg)
UL/ULC Rating	2-B:C	5-B:C	1-A:10-B:C	2-A:10-B:C	1-A:10-B:C
Discharge Time	9.0 sec	8.5 sec	9.5 sec	13.5 sec	13.5 sec
Agent Flow Rate (per sec)	0.30 lb (0.14 kg)	0.60 lb (0.27 kg)	1.15 lb (0.52 kg)	1.12 lb (0.51 kg)	1.12 lb (0.51 kg)
Charged Weight	5.0 lb (2.3 kg)	9.5 lb (4.3 kg)	21.81 lb (4.65 kg)	25.63 lb (11.63 kg)	20.0 lb (9.1 kg)
Dimensions:					
Height: in. (mm)	14 1/4 (362)	16 3/4 (425)	18 3/4 (476)	22 1/2 (572)	25 1/2 (648)
Width: in. (mm)	5 3/4 (146)	8 1/2 (216)	9 (229)	9 1/2 (241)	9 (229)
Depth: in. (mm)	3 3/8 (86)	4 7/16 (113)	7 (178)	7 (178)	7 (178)



SENTRY Carbon Dioxide Extinguishers



SENTRY Carbon Dioxide Extinguishers are designed to protect areas where Class B (flammable liquids and gases) or Class C (energized electrical equipment) fires could occur. They may be used indoors where winds and drafts do not affect discharge or where a clean extinguishing agent is required.

- Non-conductive, non-corrosive clean extinguishing agent
- Low carbon steel shell resists impact, vibration, and corrosion
- Aluminum shell version is sturdy, yet lightweight
- UL, ULC listed and USGC approved (up to 15 lb) with listed bracket
- Six-year limited warranty (see ansul.com for details)

Typical applications include:

- Laboratories
- Electronic equipment
- Low voltage electrical equipment
- Municipal fire departments

Mil-Spec CO₂ 15 lb Extinguisher (Part No. 431999) available – call for details.

Model	CD05-1 (steel)	CD05A-1 (aluminum)	CD10-2 (steel)	CD10A-1 (aluminum)
Part No. UL	431569	431553	442410	431554
Part No. ULC	—	431557	—	431558
Bracket Part No.	25419	25419	79456	79456
Agent Capacity	5 lb (2.3 kg)	5 lb (2.3 kg)	10 lb (4.6 kg)	10 lb (4.6 kg)
UL/ULC Rating	5-B:C	5-B:C	10-B:C	10-B:C
Charged Weight (with agent)	16 3/4 lb (7.6 kg)	13 1/2 lb (6.1 kg)	39.4 lb (17.9 kg)	26 3/4 lb (12.1 kg)
Dimensions:				
Height:	18 1/2 in. (470 mm)	18 1/4 in. (464 mm)	22 3/4 in. (571 mm)	20 3/4 in. (527 mm)
Width:	7 3/8 in. (187 mm)	7 1/4 in. (184 mm)	10 7/8 in. (276 mm)	10 15/16 in. (278 mm)
Depth:	6 5/16 in. (160 mm)	5 11/32 in. (135 mm)	6 7/8 in. (175 mm)	7 in. (178 mm)

Model	CD15-2 (steel)	CD15A-1 (aluminum)	CD20-2 (steel)	CD20A-1 (aluminum)
Part No. UL	442411	431555	442412	431556
Part No. ULC	—	431559	—	431560
Bracket Part No.	79456	79456	25420	25420
Agent Capacity	15 lb (6.9 kg)	15 lb (6.9 kg)	20 lb (9.2 kg)	20 lb (9.2 kg)
UL/ULC Rating	10-B:C	10-B:C	10-B:C	10-B:C
Charged Weight (with agent)	50 1/2 lb (22.9 kg)	35 3/4 lb (16.2 kg)	62.7 lb (28.4 kg)	46 3/4 lb (21.2 kg)
Dimensions:				
Height:	28 in. (711 mm)	27 1/4 in. (692 mm)	30 1/4 in. (768 mm)	27 1/2 in. (699 mm)
Width:	10 7/8 in. (276 mm)	10 15/16 in. (278 mm)	11 7/8 in. (302 mm)	12 in. (305 mm)
Depth:	6 7/8 in. (175 mm)	7 in. (178 mm)	7 29/32 in. (201 mm)	8 3/32 in. (206 mm)

K-GUARD Extinguishers



K-GUARD Extinguishers are an attractive, easy to use and maintain, stainless steel extinguisher for use in K-Class kitchen applications. UL/ULC Listed. Uses same agent as ANSUL R-102 Restaurant system for compatibility.

The front line of fire protection:

- Fast flame knock-down
- Helps secure hot cooking fuels
- Cools cooking media
- Easy maintenance
- Upgraded 2-A:K UL/ULC rating
- Six-year limited warranty (see ansul.com for details)

Model	K01-3
Part No. UL	434909
Part No. ULC	439654
UL/ULC Rating	2-A:K
Agent Capacity	1.6 gal (6 L) of ANSULEX Low pH Agent
Dimensions:	
Height:	21 1/4 in. (540 mm)
Width:	9 1/2 in. (241 mm)
Depth:	7 in. (178 mm)

SENTRY Water Extinguishers



SENTRY Water Extinguishers are designed to suppress fires in Class A combustibles like wood, cloth, trash and other materials that leave an ash. These types of hazards are often found in office environments and some industrial locations, as well as warehouse and oxidizing chemical storage areas (includes pool chemicals as specified in NFPA 10 Section 5.5.7.1). Stainless steel butt weld construction for long life and corrosion resistance. UL listed.

- Not to be used near electrical
- Color-coded pressure gauge
- Six-year limited warranty (see ansul.com for details)

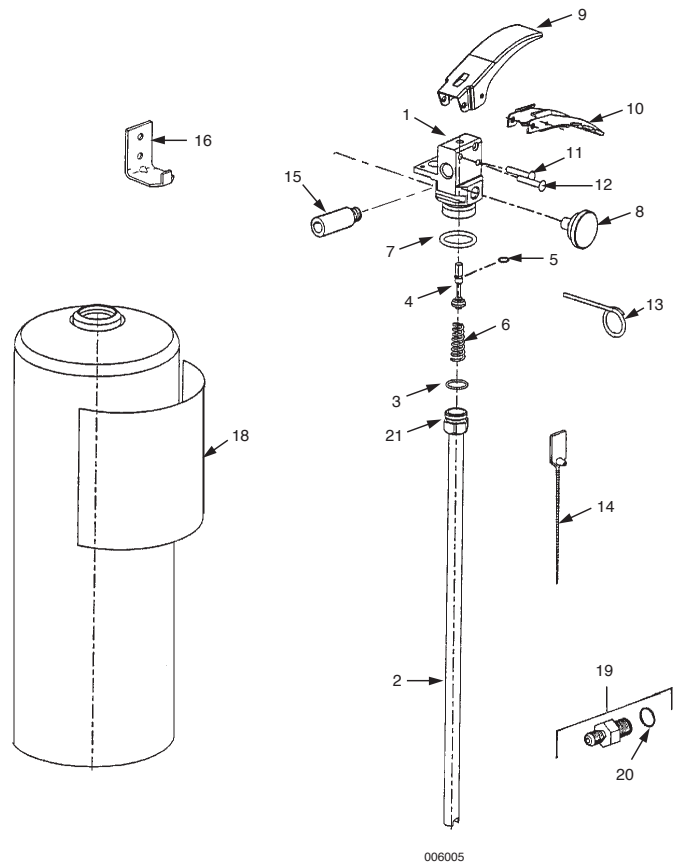
Applications for SENTRY Water Extinguishers include:

- Industrial locations
- Office environments
- Oxidizing chemical storage areas (including swimming pool chemicals)
- Warehouses (Class A)

Model	W02-1
Part No.	430847 (UL) 430848 (UL) – Spanish
UL Rating	2-A
Agent Capacity	2 1/2 gal (9.46 L)
Charged Weight (with agent)	28 lb (12.7 kg)
Dimensions:	
Height:	25 1/2 in. (647 mm)
Width:	9 in. (229 mm)
Depth:	7 in. (178 mm)

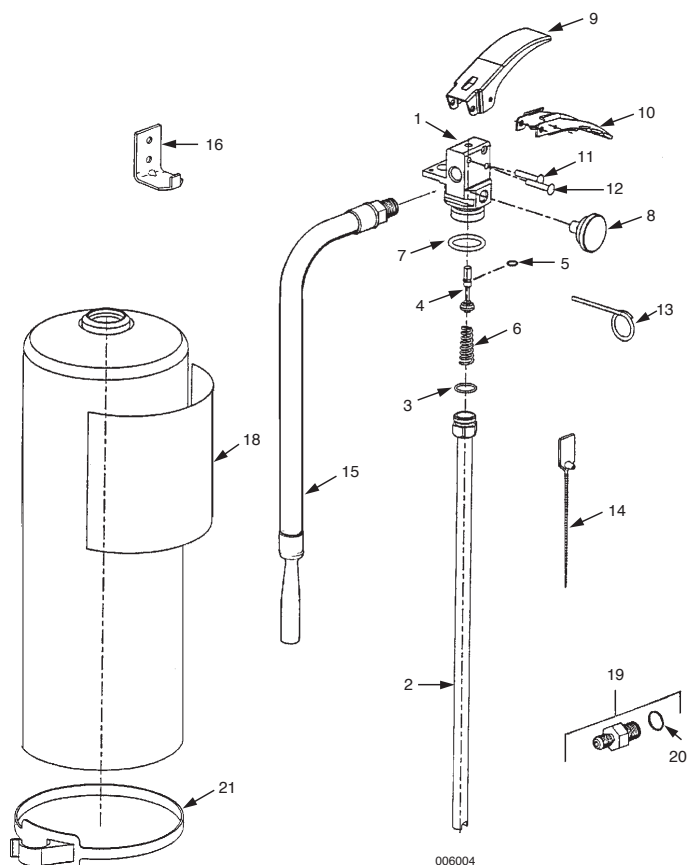
SENTRY Dry Chemical Models A02, A02VB, A02S, A02SVB, C02

Fig. No.	Description	Part No.
—	Valve Assembly, A02, A02VB, C02VB (with tube)	N/A
—	Valve Assembly, A02S, A02SVB (with tube)	436890
1	Valve Body Assembly, A02	433458
1	Valve Body Assembly, A02S	436604
2	Tube, Pick-up, A02	436841
2	Tube, Pick-up, A02S	436758
3	O-Ring (Pick-up Tube)	76076
4	Valve Stem Assembly	429099
5	O-Ring	11873
6	Spring	415565
7	O-Ring	428327
8	Gauge, Pressure, A02	56776
8	Gauge, 125 psi, A02S	436610
9	Lever, Operating, A02	429096
9	Lever, A02S (Aluminum)	436606
10	Handle, Carrying, A02	429097
10	Handle, A02S (Aluminum)	436607
11	Rivet, Operating Lever, A02	428130
11	Rivet, A02S	436608
12	Rivet, Carrying Handle	428130
13	Pull Pin (Ring Pin)	434211
13	Pull Pin (Ring Pin), Stainless Steel	436609
14	Seal, Visual Inspection	25940
15	Nozzle Tip Assembly, A02, A02VB, A02S, A02SVB, Aluminum	442405
15	Nozzle Tip Assembly, C02	428270
16	Hanger Hook, A02, A02S	21873
17	Bracket Assembly, A02VB, A02SVB	24610
18	Nameplate, Replacement w/o UL/ULC A02	430852
18	Nameplate, Replacement w/o UL/ULC A02S	440961
19	Recharge Adaptor, Combination, 02S, 02, 5/10/20	440623
20	O-Ring	57744
21	Tube Adaptor, A02S	436611
21	Tube Adaptor, A02	428124
—	Refill Agent, FORAY	53080



SENTRY Dry Chemical Models A05, A05VB, AA05, AA05VB, AA05-1, AA05-1VB, A05S, A05SVB, AA05S-1, AA05S-1VB, PK05, PK05S, C05

Fig. No.	Description	Part No.
—	Valve Assembly	N/A
1	Valve Body Assembly	433458
1	Valve Body Assembly, A05S	442365
2	Tube, Pick-Up	436842
2	Tube, Pick-Up, A05S	442367
3	O-Ring (Pick-up Tube)	76076
4	Valve Stem Assembly	429099
5	O-Ring	11873
6	Spring	415565
7	O-Ring	428327
8	Gauge, Pressure	56776
9	Lever, Operating	429096
10	Handle, Carrying	429097
11	Rivet, Operating Lever	428130
12	Rivet, Carrying Handle	428130
13	Pull Pin (Ring Pin), Large Loop	434211
14	Seal, Visual Inspection	25940
15	Hose & Nozzle Assy, A05, A05VB	428728
15	Hose & Nozzle Assy, AA05, AA05VB	428729
15	Hose & Nozzle Assy, A05S, A05SVB	442350
15	Hose & Nozzle Assy, AA05-1, AA05-1VB	434908
15	Hose & Nozzle Assy, AA05S-1, AA05S-1VB	442354
15	Hose & Nozzle Assy, PK05	428730
15	Hose & Nozzle Assy, PK05S	442351
15	Hose & Nozzle Assy, C05	428731
16	Hanger Hook, AA05, AA05-1, A05, C05, A05S, AA05S-1, PK05, PK05S	54405
17	Bracket Assy (Not Shown), AA05VB, AA05-1VB, A05VB, A05SVB, AA05S-1VB	429146
18	Nameplate, Replacement w/o UL/ULC, A05, A05VB	430853
18	Nameplate, Replacement w/o UL/ULC, A05S, A05SVB	442284
18	Nameplate, Replacement w/o UL/ULC, AA05, AA05VB	430854
18	Nameplate, Replacement w/o UL/ULC, AA05S-1, AA05S-1VB	440636
18	Nameplate, Replacement w/o UL/ULC, PK05S	440638
19	Adaptor, Recharge Combination	440623
20	O-Ring	57744
21	Hose Retainer	427995
—	Refill Agent, A05, A05VB, A05S, A05SVB	53080
—	Refill Agent, AA05, AA05VB	415788
—	Refill Agent, AA05-1, AA05-1VB, AA05S-1, AA05S-1VB	434906
—	Refill Agent, PK05, PK05S	9335
—	Refill Agent, C05	9336



STORED PRESSURE FIRE EXTINGUISHERS

SENTRY Dry Chemical Models A10T, A10H, AA10S, PK10, PK10S, C10, C10S, AA20, AA20-1, PK20, C20

Fig. No.	Description	Part No.
—	Valve Assembly, 10S Models (w/tube)	436595
—	Valve Assembly, 10 lb Models except A10T (w/tube)	429085
—	Valve Assembly, A10T (w/tube)	429086
—	Valve Assembly, 20 lb Models (w/tube)	429087
1	Valve Body Assembly	433458
2	Tube, Pick-up, 10 lb Models except A10T/10S	436843
2	Tube, Pick-up, A10T	436844
2	Tube, Pick-up, 10S	437091
2	Tube, Pick-up, 20 lb Models	436845
3	O-Ring (Pick-up Tube)	76076
4	Valve Stem Assembly	429099
5	O-Ring	11873
6	Spring	415565
7	O-Ring	428327
8	Gauge, Pressure	56776
9	Lever, Operating	429096
10	Handle, Carrying	429097
11	Rivet, Operating Lever	428130
12	Rivet, Carrying Handle	428130
13	Ring Pin, Large Loop	434211
14	Seal, Visual Inspection	25940
15	Hose & Nozzle Assy, AA10S	436592
15	Hose & Nozzle Assy, A10T, A10H, C10, C10S	428732
15	Hose & Nozzle Assembly, PK10, PK10S	428734
15	Hose & Nozzle Assembly, AA20	428736
15	Hose & Nozzle Assembly, PK20	428738
15	Hose & Nozzle Assembly, C20	428740
16	Hose Retainer	427995
17	Hanger Hook (10H)	428223
17	Hanger Hook (10S)	428222
17	Hanger Hook (AA20)	428224
18	Nameplate, Oper & Maint w/o UL/ULC A10H	430855
18	Nameplate, Replacement w/o UL/ULC PK10S	440963
18	Nameplate, Replacement w/o UL/ULC PK20	440639
18	Nameplate, Replacement w/o UL/ULC AA10S	440640
18	Nameplate, Replacement w/o UL/ULC AA20	430857
18	Nameplate, Replacement w/o UL/ULC AA20-1	440964

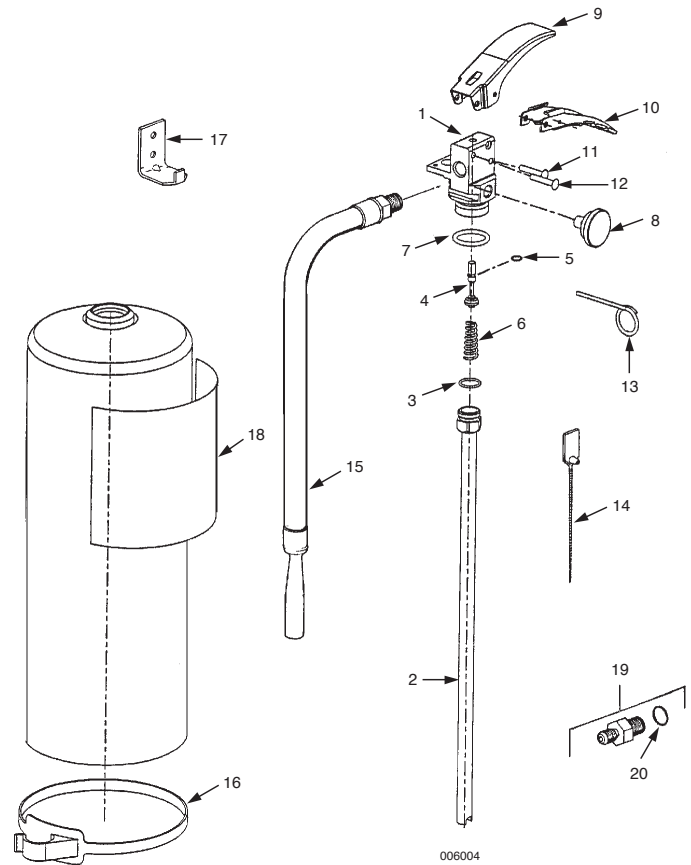
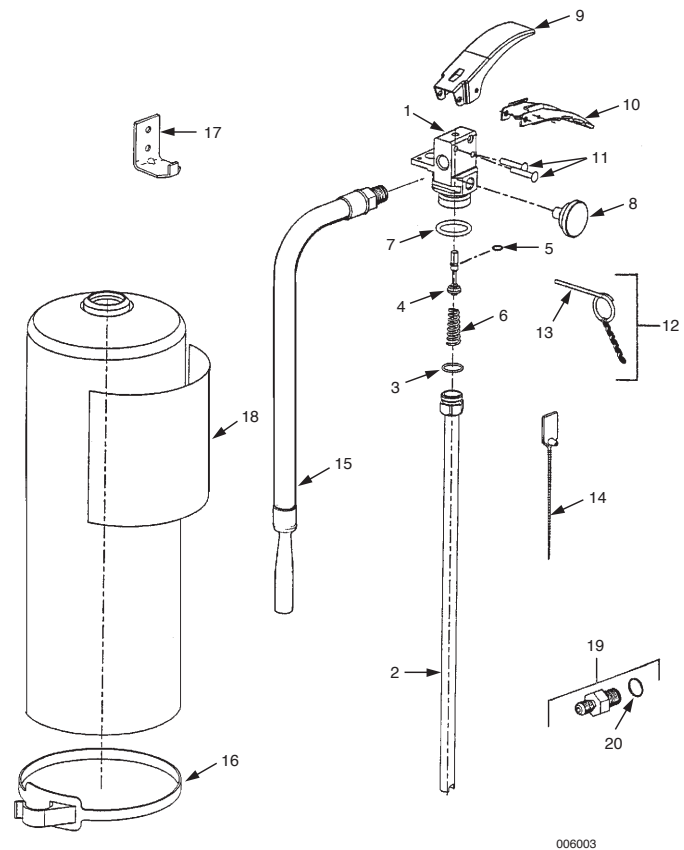


Fig. No.	Description	Part No.
19	Adaptor Assembly, Recharge	429642
19	Adaptor, Recharge Combination	440623
20	O-Ring	57744
—	Refill Agent, A10H, A10T	53080
—	Refill Agent, AA10S/AA20	415788
—	Refill Agent, AA20-1	434906
—	Refill Agent, PK10, PK10S, PK20	9335
—	Refill Agent, C10, C20	9336

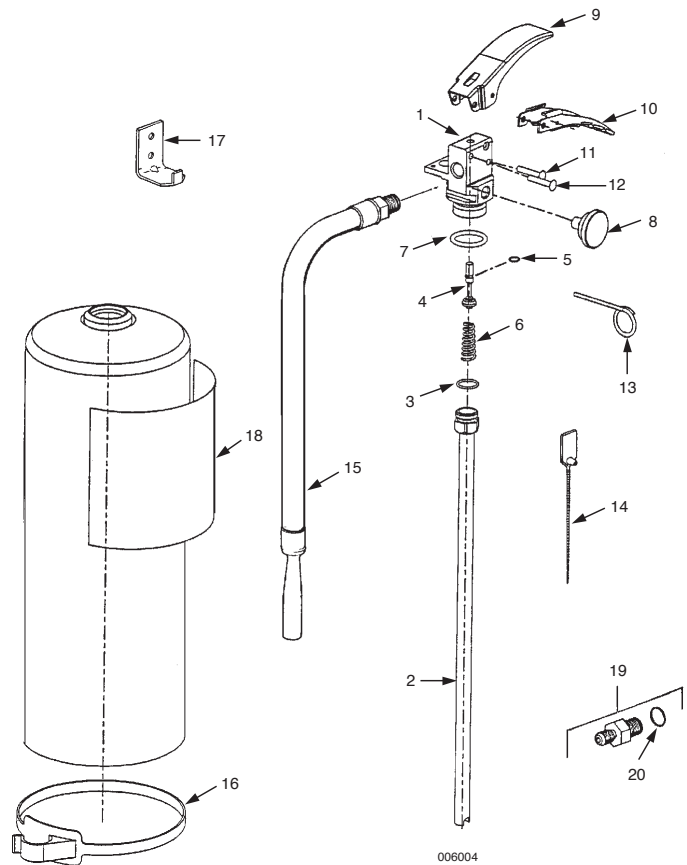
SENTRY Industrial Corrosion-Resistant Dry Chemical Models A10I, AA10SI, PK10I, PK10SI, A20I, AA20I-1, PK20I

Fig. No.	Description	Part No.
—	Valve Assembly, 10S Models	436596
—	Valve Assembly, 10 lb Models	429088
—	Valve Assembly, 20 lb Models	429089
2	Tube, Pick-up, 10 lb Models	436843
2	Tube, Pick-up, 20 lb Models	436845
2	Tube, Pick-up, 10S Models	437091
3	O-Ring (Pick-up Tube)	76076
4	Valve Stem with O-Ring Assembly	428431
5	O-Ring	11873
6	Spring	415565
7	O-Ring	428327
8	Gauge, Pressure	56776
9	Lever, Operating, Stainless Steel	428428
10	Handle, Carrying, Stainless Steel	428429
11	Rivet, Stainless Steel	428430
12	Ring Pin and Chain	432947
13	Ring Pin, Large Loop, Stainless Steel	429290
14	Seal, Visual Inspection	25940
15	Hose & Nozzle Assembly, A10I/C10I	428733
15	Hose & Nozzle Assembly, AA10S-I	436593
15	Hose & Nozzle Assembly, PK10S-I	436794
15	Hose & Nozzle Assembly, PK10I	428735
15	Hose & Nozzle Assembly, A20I/AA20I-1	428737
15	Hose & Nozzle Assembly, PK20I	428739
16	Hose Retainer	427995
17	Hanger Hook, 10	428223
17	Hanger Hook, 10S	428222
17	Hanger Hook, 20	428224
18	Nameplate, Oper & Maint w/o UL	Call
19	Adaptor Assembly, Recharge	429642
19	Adaptor, Recharge Combination	440623
20	O-Ring	57744



SENTRY High Flow Dry Chemical

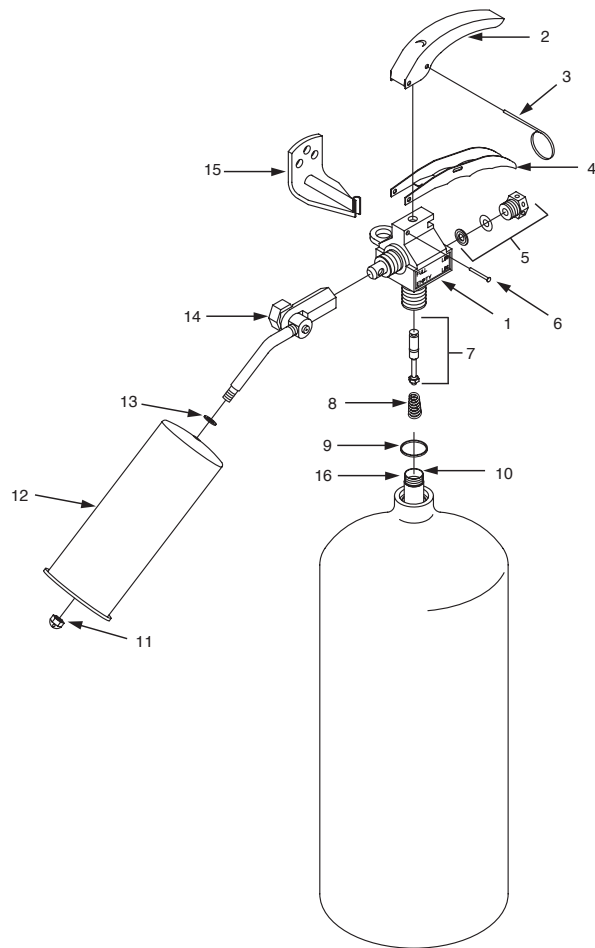
Fig. No.	Description	Part No.
—	Valve Assembly, CR-HF-10SI w/tube	441263
—	Valve Assembly, CR-HF-20I w/tube	441262
—	Valve Assembly, 20 lb Models, High Flow	440950
—	Valve Assembly, 10 lb Models, High Flow	440951
2	Tube, Pick-up, 10S	437091
2	Tube, Pick-up, 20 lb Models	436845
3	O-Ring (Pick-up Tube)	76076
4	Valve Stem Assembly	429099
4	Valve Stem with O-Ring, Corrosion-Resistant	428431
5	O-Ring	11873
6	Spring	415565
7	O-Ring	428327
8	Gauge, Pressure, 240 psi	440953
9	Lever, Operating	429096
9	Lever, Operating, Stainless Steel	428428
10	Handle, Carrying	429097
10	Handle, Carrying, Stainless Steel	428429
11	Rivet, Operating Lever	428130
11	Rivet, Operating Lever, Stainless Steel	428430
12	Rivet, Carrying Handle	428130
12	Rivet, Carrying Handle, Stainless Steel	428430
13	Ring Pin, Large Loop	434211
13	Ring Pin & Chain Assembly, Stainless Steel	432947
13	Ring Pin (Only), Stainless Steel	429290
14	Seal, Visual Inspection	25940
15	Hose & Nozzle Assy, HF-AA10S	440948
15	Hose & Nozzle Assembly, HF-PK10S	440938
15	Hose & Nozzle Assembly, HF-AA20-1	440943
15	Hose & Nozzle Assembly, HF-PK20	440933
15	Hose & Nozzle Assembly, CR-HF-PK20I	441237
15	Hose & Nozzle Assembly, CR-HF-PK10SI	441253
15	Hose & Nozzle Assembly, CR-HF-AA20I-1	441257
15	Hose & Nozzle Assembly, CR-HF-AA10SI	441261
16	Hose Retainer	427995
17	Hanger Hook (10S)	428222
17	Hanger Hook (AA20)	428224
18	Nameplate, Oper & Maint w/o UL/ULC	Call
19	Adaptor Assembly, Recharge	429642
19	Adaptor, Recharge Combination	440623
20	O-Ring	57744



SENTRY Carbon Dioxide Models CD05A-1 (Aluminum), CD05-1 (Steel)

Fig. No.	Description	Part No.
-	Valve Assembly, CD05A-1	441002
-	Valve Assembly, CD05-1, Steel	441003
1	Valve Body, CD05-1	N/A
2	Lever, Black	441006
2	Lever, Stainless Steel	436468
3	Ring Pin	423624
4	Handle, Black	435291
4	Handle, Stainless Steel	436469
5	Safety Plug Assembly	429515
6	Handle Rivet	429165
7	Plunger Assembly	441004
8	Spring	415565
9	O-Ring, Valve to Cylinder	429170
10	Pick-Up Tube	79475
11	Nozzle	429185
12	Horn	429184
13	Nylon Washer	429183
14	Swivel Assembly	429173
15	Hanger Hook	79356
16	Adaptor, Pick-up Tube (not shown)	431001
-	Nameplate, Replacement w/o UL	Call

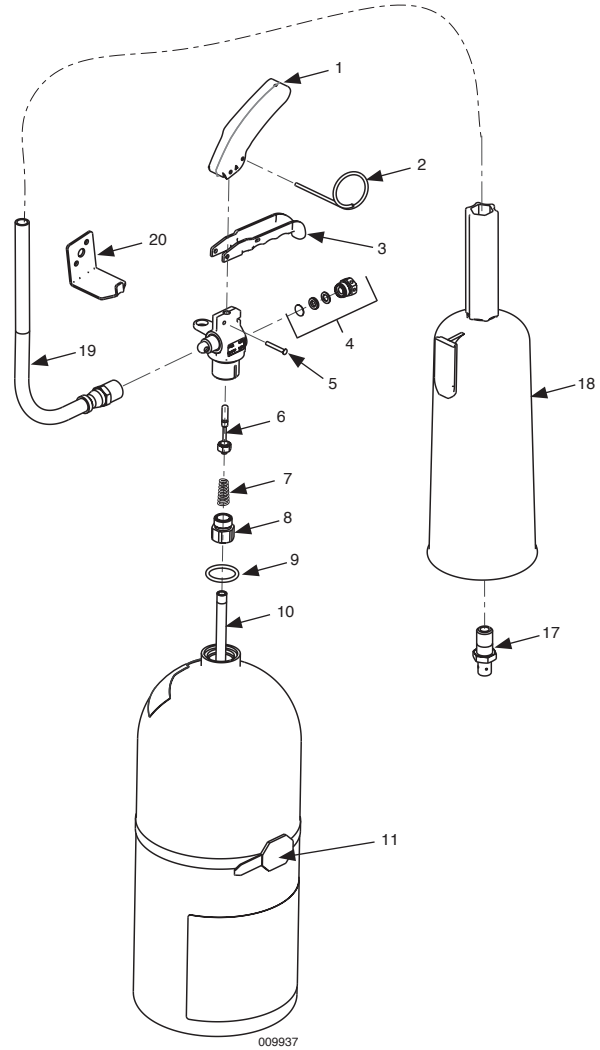
N/A = Not Available



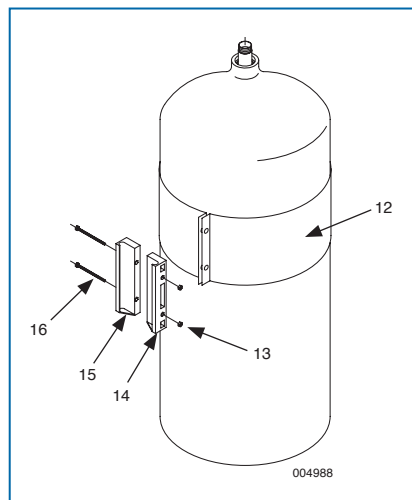
004989

SENTRY Carbon Dioxide Models CD10A-1, CD15A-1, CD20A-1 (Aluminum); CD10-1, CD10-2, CD15-1, CD15-2, CD20-1, CD20-2 (Steel)

Fig. No.	Description	Part No.
-	Valve Assembly, Aluminum Models	441002
-	Valve Assembly, Steel Models	441003
1	Lever, Black	441006
1	Lever, Stainless Steel	436468
2	Ring Pin	423624
3	Handle, Black	435291
3	Handle, Stainless Steel	436469
4	Safety Plug w/Disc & Washer	434607
5	Rivet	429165
6	Plunger Assembly	441004
7	Spring	415565
8	Adaptor	431001
9	O-Ring, Valve to Cylinder, Aluminum Models Only	429170
10	Pick-up Tube, CD10A-1	431551
10	Pick-up Tube, CD10-1	431552
10	Pick-up Tube, CD15-1/CD20-1	79478
10	Pick-up Tube, CD10-2	442418
10	Pick-up Tube, CD15-2	442424
10	Pick-up Tube, CD20-2	442430
11	Horn/Hose Retainer, 10-15-20 lb Models, One-Piece	471789
12	Band, Metal, 10-15 Models	429348
12	Band, Metal, 20 Model	429349
13	Hex Nut (2 Required)	429202
14	Right Clamp	429199
15	Left Clamp	429200
16	Screw (2 Required)	429201
17	Nozzle, Orifice, 10 lb Models	429198
17	Nozzle, Orifice, 15 lb Models	429210
17	Nozzle, Orifice, 20 lb Models	431621
18	Horn	429197
19	Hose	429196
20	Hanger Hook, 10-15 lb Models	79357
20	Hanger Hook, 20 lb Models	79358
-	Nameplate, Replacement w/o UL	Call

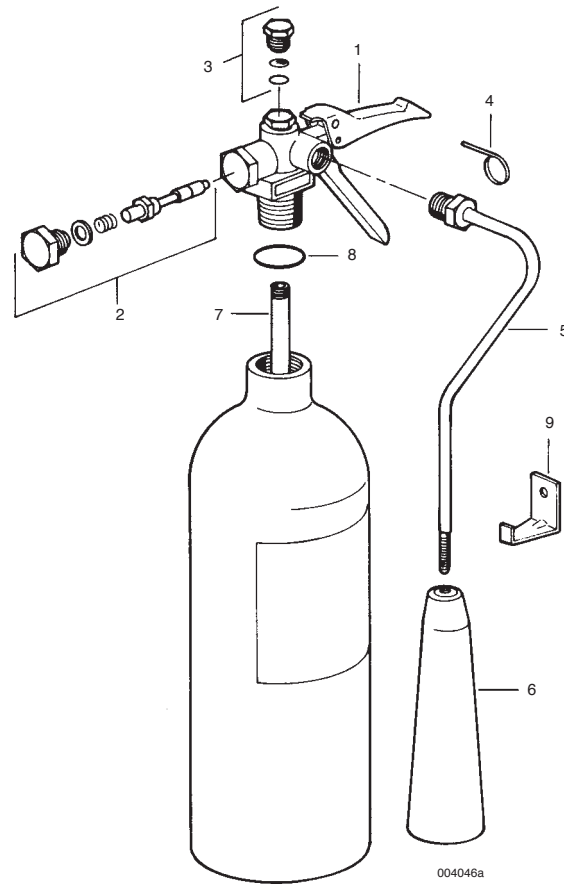


Alternative Metal Band

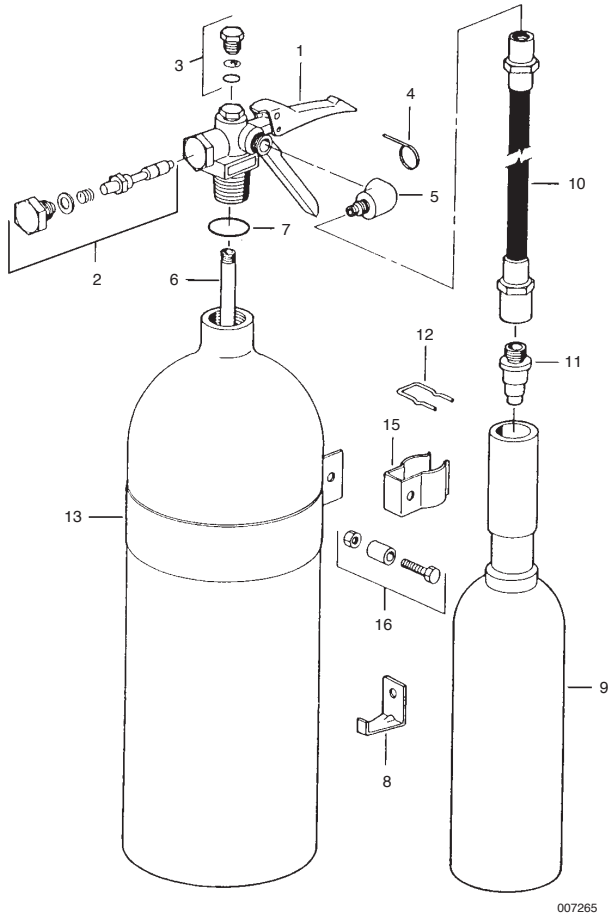


SENTRY Carbon Dioxide Models SY-0571 (Steel), SY-0572 (Aluminum)

Fig. No.	Description	Part No.
1	Valve Assembly, SY-0572	N/A
1	Valve Assembly, SY-0571	79354
2	Plunger Assembly	79806
3	Safety Plug Assembly	79786
4	Ring Pin	423624
5	Discharge Tube Assembly	73861
6	Discharge Horn	79350
7	Tube, Siphon	79475
8	O-Ring, Valve to Cylinder, SY-0572 Only	79805
9	Hanger Hook	79356
10	Visual Seal (Not Shown)	25940



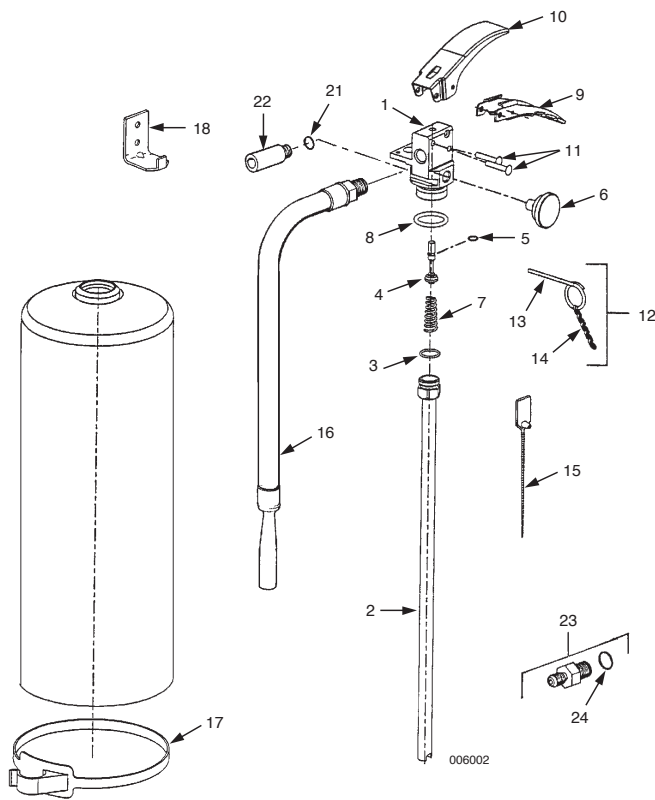
**SENTRY Carbon Dioxide Models SY-1071, SY-1571, SY-2071 (Aluminum);
Models SY-1072, SY-1572, SY-2072 (Steel)**



007265

Fig. No.	Description	Part No.
1	Valve Assembly, Aluminum Models	N/A
1	Valve Assembly, Steel Models	N/A
2	Plunger Assembly	79806
3	Safety Plug w/Disc & Washer	79786
4	Ring Pin	423624
5	Elbow	79352
6	Tube, Siphon, SY-1072	N/A
6	Tube, Siphon, SY 1071	N/A
6	Tube, Siphon, 15-20 lb Models	79478
7	O-Ring, Valve to Cylinder, Aluminum Models Only	79805
8	Hanger Hook, 10-15 lb Models	79357
8	Hanger Hook, 20 lb Models	79358
9	Horn, 10-15 lb Models	77892
9	Horn, 20 lb Models	77893
10	Hose Assembly	77628
11	Nozzle Orifice, 10 lb Models	79473
11	Nozzle Orifice, 15-20 lb Models	79474
12	Clip, Horn	77894
13	Band, SY-1072/1572	N/A
13	Band, SY-2071 (As Supply Lasts)	79777
13	Band, SY-2072	N/A
14	Visual Seal (Not Shown)	25940
15	Nozzle Retainer	79783
16	Hardware Kit (Bolt, Nut, Spacer)	79471

CLEANGUARD Fire Extinguisher Parts



Model FE13NM*

Fig. No.	Description	Part No.
—	Valve Assembly	432896
1	Valve Body, Plated	428434
2	Tube, Pick-up	432897
3	O-Ring	76076
4	Valve Stem Assembly (includes O-Ring)	428431
5	O-Ring	11873
6	Gauge	428940
7	Spring, SS	430004
8	O-Ring	428327
9	Handle, SS	428429
10	Push Lever, SS	428428
11	Rivet (2), Brass	428430
12	Ring Pin/Chain Assembly	432947
13	Ring Pin, SS	429290
14	Chain	507
15	Seal, Visual Inspection	25940
16	Hose & Nozzle Assembly	432948
17	Hose Retainer	427995
18	Hanger Bracket, SS	432964
19	Nameplate, Replacement w/o UL/ULC Approval	Call

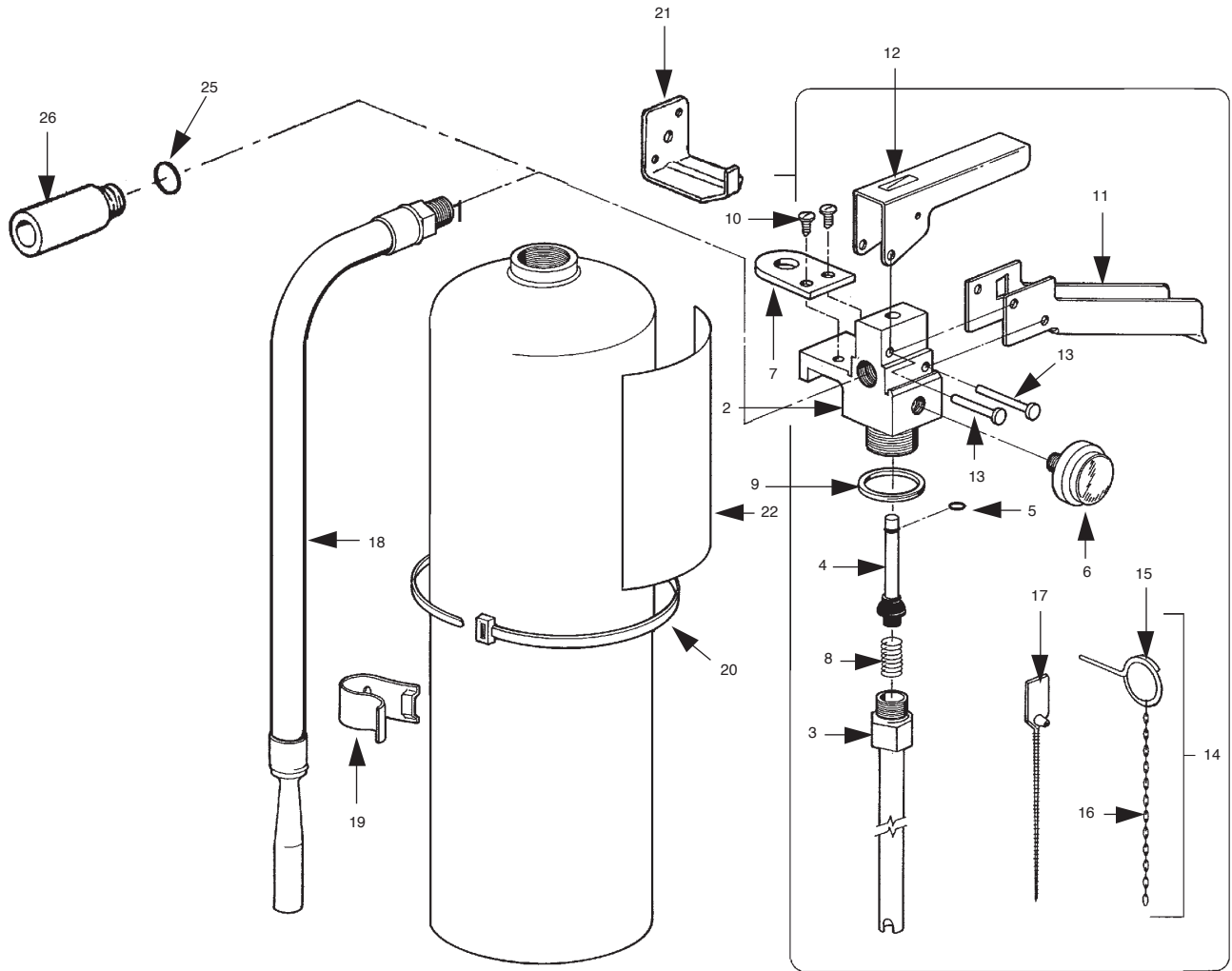
*NM – MR Conditional

Models FE02VB, FE05, FE05S, FE09, FE13

Fig. No.	Description	Part No.
—	Valve Assembly, FE02VB	429090
—	Valve Assembly, FE05	429091
—	Valve Assembly, FE05S	442366
—	Valve Assembly, FE09	429092
—	Valve Assembly, FE13	429093
1	Valve Body, Anodized	N/A
2	Tube, Pick-up, FE02VB	428795
2	Tube, Pick-up, FE05	428796
2	Tube, Pick-up, FE05S	442367
2	Tube, Pick-up, FE09	428797
2	Tube, Pick-up, FE13	428799
3	O-Ring	76076
4	Valve Stem Assembly (includes O-Ring)	429099
5	O-Ring	11873
6	Gauge, FE02VB, FE05, FE05S	426264
6	Gauge, FE09, FE13	428940
7	Spring	415565
8	O-Ring	428327
9	Handle, Finished	429097
10	Push Lever, Finished	429096
11	Rivet (2)	428130
12	Ring Pin/Chain Assembly	16234
13	Ring Pin	434211
14	Chain	507
15	Seal, Visual Inspection	25940
16	Hose & Nozzle Assembly, FE05	428742
16	Hose & Nozzle Assembly, FE05S	442353
16	Hose & Nozzle Assembly, FE09, FE13	428743
17	Hose Retainer, FE05, FE05S, FE09, FE13	427995
18	Hanger Bracket, FE02	21873
18	Hanger Bracket, FE05, FE05S	54405
18	Hanger Bracket, FE09, FE13	428224
19	Replacement Nameplate, FE02VB	429685
19	Replacement Nameplate, FE05	429686
19	Replacement Nameplate, FE09	429687
19	Replacement Nameplate, FE13	429688
20	Vehicle Bracket (Not Shown)	24610
21	O-Ring	57744
22	Nozzle, FE02	429118
23	Adaptor Assembly, Recharge	429642
24	O-Ring	57744
—	Recharge Tank, 50 lb	422817

CLEANGUARD Fire Extinguisher Parts

STORED PRESSURE FIRE EXTINGUISHERS



000760

CLEANGUARD Fire Extinguisher Parts

Models CA-0681, CA-0981, CA-1081, CA-1381, CA-1481

Fig. No.	Description	Part No.
1	Valve Assembly, CA-0681, 0981, 1081	N/A
1	Valve Assembly, CA-1381, 1481	N/A
2	Valve Body, Anodized	N/A
3	Tube, Pick-up	N/A
4	Valve Stem Assembly	24489
5	O-Ring	11873
6	Gauge	N/A
7	Conversion Hanger	21864
8	Spring	29256
9	Quad Ring	21882
10	Screw, Self-Tapping (2)	28589
11	Handle, Finished	N/A
12	Push Lever, Finished	N/A
13	Rivet (2)	N/A
14	Ring Pin/Chain Assembly	N/A
15	Ring Pin	434211
16	Chain	507
17	Seal, Visual Inspection	25940
18	Hose and Nozzle Assembly, CA-0681	N/A
18	Hose and Nozzle Assembly, CA-0981	N/A
18	Hose and Nozzle Assembly, CA-1081	N/A
18	Hose and Nozzle Assembly, CA-1381, 1481 ULC	N/A
18	Hose and Nozzle Assembly, CA-1481 UL	N/A
19	Hose Clip	N/A
20	Locking Cable	N/A
21	Hanger Bracket, CA-0681	79357
21	Hanger Bracket, Except CA-0681	79356
23	Inspection Record Tag (Not Shown), CA-1081 ULC	31447
23	Inspection Record Tag (Not Shown), Except CA-1081 ULI	2364
24	Vehicle Bracket (Not Shown), CA-0681	30865
24	Veh. Bracket (Not Shown), CA-0981, 1081	422737
24	Veh. Bracket (Not Shown), CA-1381, 1481	30937
—	Replacement Hose Retainer	427995

Models CA-0281, CA-0581, CA-0582

Fig. No.	Description	Part No.
1	Valve Assembly, CA-0281	N/A
1	Valve Assembly, CA-0581	N/A
1	Valve Assembly, CA-0582	N/A
2	Valve Body, Anodized, CA-0281, 0582	N/A
2	Valve Body, Anodized, CA-0581	N/A
3	Tube, Pick-up, CA-0281	N/A
3	Tube, Pick-up, CA-0581	N/A
3	Tube, Pick-up, CA-0582	N/A
4	Valve Stem Assembly, CA-0281, 0582	N/A
4	Valve Stem Assembly, CA-0581	N/A
5	O-Ring	11873
6	Gauge, CA-0281, 0582	426264
6	Gauge, CA-0581	428940
7	Conversion Hanger, CA-0581	21864
8	Spring, CA-0281, 0582	415565
8	Spring, CA-0581	29256
9	Quad Ring, CA-0281, 0582	79122
9	Quad Ring, CA-0581	21882
10	Screw, Self-Tapping (2)	28589
11	Handle, Finished, CA-0281, 0582	N/A
11	Handle, Finished, CA-0581	N/A
12	Push Lever, Finished, CA-0281, 0582	N/A
12	Push Lever, Finished, CA-0581	N/A
13	Rivet (2) , CA-0281, 0582	N/A
13	Rivet (2) , CA-0581	N/A
14	Ring Pin/Chain Assembly, CA-0581	16234
15	Ring Pin, CA-0581	434211
16	Chain, CA-0581	507
17	Seal, Visual Inspection	25940
18	Hose and Nozzle Assembly, CA-0581	N/A
18	Hose and Nozzle Assembly, CA-0582	N/A
19	Hose Clip, CA-0581, 0582	N/A
20	Locking Cable, CA-0581, 0582	N/A
21	Hanger Bracket, CA-0281	21873
21	Hanger Bracket, CA-0581	79356
21	Hanger Bracket, CA-0582	54405
23	Inspection Record Tag (Not Shown) Except CA-0581 ULI	2364
23	Inspection Record Tag (Not Shown), CA-0581 ULC	31447
24	Vehicle Bracket (Not Shown), CA-0281	24610
24	Vehicle Bracket (Not Shown), CA-0581	30865
24	Vehicle Bracket (Not Shown), CA-0582	415824
25	O-Ring, CA-0281	16047
26	Nozzle, CA-0281	N/A
—	Recharge Adaptor	429642

K-GUARD Models K01-1, K01-2, K01-3

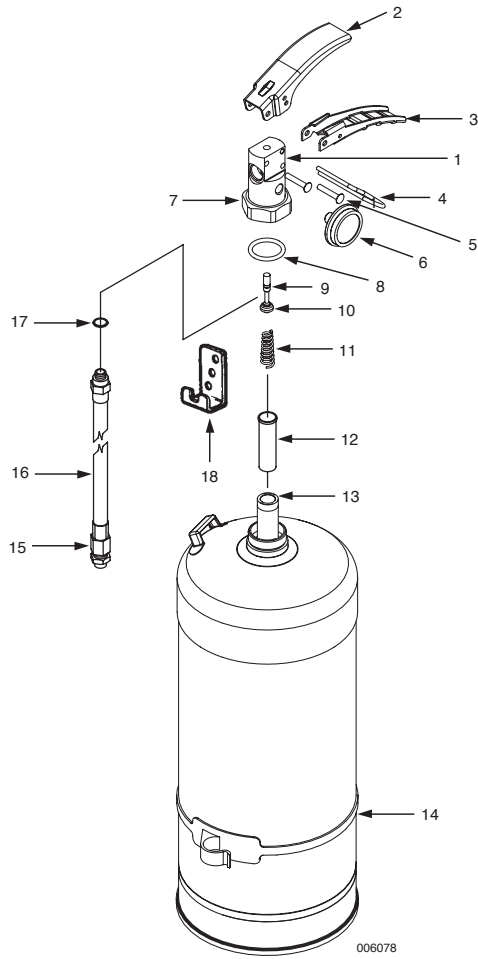


Fig. No.	Description	Part No.
1	Valve Body Assembly	430270
2	Lever	430924
3	Handle	430273
4	Ring Pin	430115
5	Rivet	430250
6	Gauge, 100 psi	429536
7	Collar Nut	430274
8	Collar O-Ring	56909
9	Valve Stem O-Ring	429159
10	Valve Stem	429099
11	Spring	430004
12	Fill Tube	429541
13	Pick-Up Tube Assembly	439713
14	Hose Retainer	427995
15	Nozzle Tip	439382
16	Hose and Nozzle Assembly	439495
17	Hose O-Ring	429544
18	Wall Hanger	430056
—	Heavy Duty Bracket (Not Shown)	422737
—	Visual Inspection Seal (Not Shown)	25940
—	Warning Placard, English/Spanish (Not Shown)	426021
—	Warning Placard, English/Can. French (Not Shown)	426034

SENTRY Water Extinguisher Model W02-1 (Water)

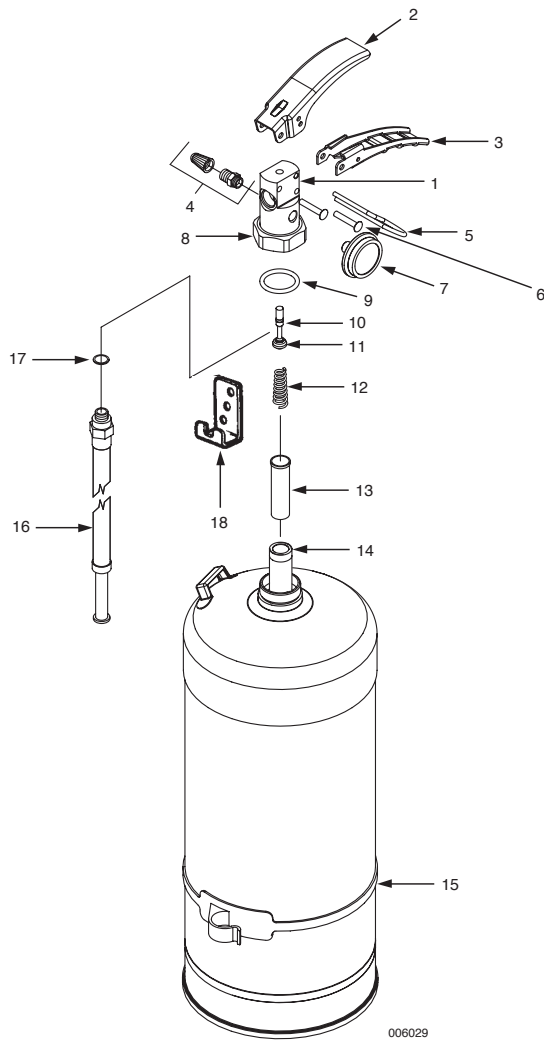


Fig. No.	Description	Part No.
1	Valve Body Assembly	430792
2	Lever	430924
3	Handle	430273
4	Schrader Valve, 0-200 psi	429542
5	Ring Pin	430115
6	Rivet	430250
7	Gauge, 100 psi	429536
8	Collar Nut	430274
9	Collar O-Ring	56909
10	Valve Stem O-Ring	429159
11	Valve Stem	429099
12	Spring	430004
13	Fill Tube	429541
14	Pick-Up Tube Assembly	437261
15	Hose Retainer	427995
16	Hose and Nozzle Assembly	429543
17	Hose O-Ring	429544
18	Wall Hanger	430056
-	Heavy Duty Bracket (Not Shown)	30937
-	Visual Inspection Seal (Not Shown)	25940

RED LINE Wheeled Extinguishers Models 150-C, 350-C

Features

- Listed by Underwriters Laboratories, Inc./Underwriters Laboratories of Canada (UL/ULC)
- Factory Mutual (FM) and USCG approved
- Three ANSUL dry chemical extinguishing agents available: PLUS-FIFTY C, FORAY or Purple-K
- MET-L-KYL dry chemical unit is available for hazards with Class B metal-organic compounds (pyrophoric liquids)
- Two dry powder (MET-L-X and LITH-X) units are available for Class D hazards
- Easy pressurization by turning the nitrogen cylinder hand valve
- Simple operation provided by discharge nozzle with two-position ball valve
- Aluminum nozzle barrel provides a solid, round agent stream
- Standard fill cap indicates when unit is pressurized
- Options: long range nozzle, quick-opening nitrogen cylinder valve, wide wheels, rubber coated tires (select models)
- Rechargeable
- Six-year limited warranty (see ansul.com for details)
- Temperature Range – Standard models are equipped with nitrogen cylinders which are listed and approved for operation in environments with temperatures between -40 °F to 120 °F (-40 °C to 48.8 °C).
- Low Temperature – LT Models: -65 °F to 120 °F (-54 °C to 48.8 °C).

Application

RED LINE Wheeled Fire Extinguishers are manufactured to provide protection for hazardous areas where the potential exists for large fires. They can be strategically located to provide maximum protection for a wide variety of hazards, while taking up a minimum of space, and requiring only one trained person for operation.

The wheeled extinguisher is completely self-contained. An attached nitrogen cylinder is the only pressure source required to completely expel the fire extinguishing agent. The pressure remaining in the tank after operation is sufficient for cleaning dry chemical from the discharge hose.

Some typical applications include paint spray booths, dip and quench tanks, offshore platforms, loading racks, fuel storage areas, airports and heavy manufacturing operations.

RED LINE CR-I-K-150-C



RED LINE CR-I-K-350-C



RED LINE Wheeled Extinguishers Models 150-D, 350-D

Features

- Listed by Underwriters Laboratories (UL), Underwriters Laboratories of Canada (ULC)
- Factory Mutual (FM) and USCG approved
- Three ANSUL dry chemical extinguishing agents available: PLUS-FIFTY C, FORAY, or Purple-K
- No pressure regulator required, reducing maintenance costs and producing smooth agent flow
- Easy pressurization by turning the nitrogen cylinder hand valve
- Simple operation provided by discharge nozzle with two-position ball valve
- Aluminum nozzle barrel provides a solid, round agent stream
- Indicator fill cap pops up red stem when unit is pressurized
- Options: long range nozzle, quick-opening nitrogen cylinder valve, wide wheels, rubber coated tires (select models), low temperature ULC models, and 100 ft (30 m) hose on most models
- Rechargeable
- Six-year limited warranty (see ansul.com for details)
- Temperature Range – Standard models are listed and approved for operation in environments with temperatures between -40 °F to 120 °F (-40 °C to 48.8 °C).
- Low Temperature – LT Models: -65 °F to 120 °F (-54 °C to 48.8 °C).

Application

RED LINE Wheeled Fire Extinguishers are manufactured to provide protection for hazardous areas where the potential exists for large fires. They can be strategically located to provide maximum protection for a wide variety of hazards, while taking up a minimum of space, and requiring only one trained person for operation.

Some typical applications include refineries, chemical plants, offshore platforms, loading racks, fuel storage areas, airports, and heavy manufacturing operations.

RED LINE CR-I-A-150-D-1



RED LINE CR-WW-I-K-350-D



RED LINE CR-RT-I-K-350-D



RED LINE Wheeled Fire Extinguishers – Model 150-C

Model Part No. UL	CR-I-150-C 31007	CR-I-A-150-C-1 435040	CR-I-K-150-C 31500 CR-RT-I-K-150-C 31504 CR-WW-I-K-150-C 32701 CR-I-K-150-C 439716*	CR-LR-I-K-150-C 22520 CR-WW-LR-I-K-150-C 31009 CR-RT-LR-I-K-150-C 73818
Model Part No. ULC	—	CR-I-A-150-C-1 435042	CR-I-K-150-C 435326	CR-LR-I-K-150-C 427788
Arabic Model Part No. UL	CR-I-150-C 435813	CR-I-A-150-C-1 438636	CR-I-K-150-C 435815 CR-I-RT-K-150-C 435819	CR-LR-I-WW-K-150-C 435814
Spanish Model Part No. UL	—	CR-I-150-C-1 438684	CR-I-K-150-C 54373	CR-LR-RT-I-K-150-C 54375
Capacity/ Agent	150 lb (68.0 kg)/ PLUS-FIFTY C	125 lb (56.7 kg)/ FORAY	125 lb (56.7 kg)/ Purple-K	125 lb (56.7 kg)/ Purple-K
UL/ULC Rating	160-B:C	30-A:160-B:C	320-B:C	80-B:C
Listings/ Approvals	UL, FM, USCG	UL, ULC, FM, USCG	UL, ULC, FM, USCG	UL, ULC, FM, USCG
Standard Hose	3/4 in. x 50 ft (19 mm x 15 m)	3/4 in. x 50 ft (19 mm x 15 m)	3/4 in. x 50 ft (19 mm x 15 m)	3/4 in. x 50 ft (19 mm x 15 m)
Discharge Time	42 sec	39 sec	51 sec	32 sec
Effective Range	25 ft (7.6 m)	25 ft (7.6 m)	25 ft (7.6 m)	35 ft (10.7 m)
Agent Flow Rate	3.5 lb/sec (1.6 kg/sec)	3.5 lb/sec (1.6 kg/sec)	2.1 lb/sec (1 kg/sec)	4.4 lb/sec (2 kg/sec)
Charged Weight (with agent)	468 lb (212 kg)	443 lb (201 kg)	443 lb (201 kg)	443 lb (201 kg)
Shipping Weight	480 lb (218 kg)	483 lb (219 kg)	453 lb (205 kg)	453 lb (205 kg)
Dimensions: Height:	52 in. (1321 mm)	52 in. (1321 mm)	52 in. (1321 mm)	52 in. (1321 mm)
Width:	29 in. (737 mm)	29 in. (737 mm)	29 in. (737 mm)	29 in. (737 mm)
Depth:	42 in. (1067 mm)	42 in. (1067 mm)	42 in. (1067 mm)	42 in. (1067 mm)

Compact Stationary Fire Extinguishers – Model S-150-C

Model Part No. UL/FM	—	S-CR-A-150-C 30199	S-CR-K-150-C 30195	S-CR-LR-K-150-C 30196
Call for details and specifications.				

*Stock models (without options) available for immediate shipment.

ABBREVIATIONS

A	FORAY Agent	LR	Long Range/High Flow	LX	LITH-X
CR	Corrosion Resistant	LT	Low Temperature	MX	MET-L-X
I	Indicator Fill Cap	WW	Wide Wheel	ML	MET-L-KYL
K	Purple-K Agent	RT	Rubber Tire		

RED LINE Wheeled Fire Extinguishers – Model 150-C

Model Part No. UL	—	—	CR-MX-150-C 417269	CR-I-ML-150-C 417270	CR-I-LX-150-C 417268
Model Part No. ULC	CR-LT-I-A-150-C-1 435044	CR-LT-I-K-150-C-1 435324 CR-LT-RT-K-150-C-1 435322	—	—	—
Arabic Model Part No. UL	—	—	CR-MX-150-C 435820	—	—
Spanish Model Part No. UL	—	—	—	—	—
Capacity/ Agent	125 lb (56.7 kg)/ FORAY	125 lb (56.7 kg)/ Purple-K	150 lb (68.0 kg)/ MET-L-X	150 lb (68.0 kg)/ MET-L-KYL	135 lb (61.2 kg)/ LITH-X
UL/ULC Rating	30-A:160-B:C	320-B:C	Refer to extinguisher nameplate.	No UL test requirements.	No UL test requirements.
Listings/ Approvals	ULC, FM	ULC, FM	UL, FM, USCG	N/A	N/A
Standard Hose	3/4 in. x 50 ft (19 mm x 15 m)	3/4 in. x 50 ft (19 mm x 15 m)	3/4 in. x 50 ft (19 mm x 15 m)	3/4 in. x 50 ft (19 mm x 15 m)	3/4 in. x 50 ft (19 mm x 15 m)
Discharge Time	39 sec	51 sec	65 sec	N/A	N/A
Effective Range	25 ft (7.6 m)	25 ft (7.6 m)	14 ft (4.3 m)	25 ft (7.6 m)	20 ft (6.1 m)
Agent Flow Rate	3.5 lb/sec (1.6 kg/sec)	2.1 lb/sec (1 kg/sec)	2.25 lb/sec (1 kg/sec)	N/A	N/A
Charged Weight (with agent)	483 lb (219 kg)	453 lb (205 kg)	468 lb (212 kg)	468 lb (212 kg)	453 lb (205 kg)
Shipping Weight	483 lb (219 kg)	453 lb (205 kg)	496 lb (225 kg)	496 lb (225 kg)	453 lb (205 kg)
Dimensions: Height:	52 in. (1321 mm)	52 in. (1321 mm)	52 in. (1321 mm)	52 in. (1321 mm)	52 in. (1321 mm)
Width:	29 in. (737 mm)	29 in. (737 mm)	29 in. (737 mm)	29 in. (737 mm)	29 in. (737 mm)
Depth:	42 in. (1067 mm)	42 in. (1067 mm)	42 in. (1067 mm)	42 in. (1067 mm)	42 in. (1067 mm)

RED LINE Wheeled Fire Extinguishers – Model 350-C

Model Part No. UL	CR-I-350-C 31010	CR-LR-I-350-C 417272	CR-I-A-350-C-1 435046	CR-I-K-350-C 31541	CR-LR-I-K-350-C 32972
Model Part No. ULC	—	—	—	CR-I-K-350-C 435328	—
Arabic Model Part No. UL	—	—	CR-I-A-350-C-1 438632	—	—
Spanish Model Part No. UL	—	—	CR-I-A-350-C-1 438685	CR-I-K-350-C 54381	—
Capacity/Agent	350 lb (159 kg)/ PLUS-FIFTY C	350 lb (159 kg)/ PLUS-FIFTY C	300 lb (136 kg)/ FORAY	300 lb (136 kg)/ Purple-K	300 lb (136 kg)/ Purple-K
UL/ULC Rating	240-B:C	120-B:C	40-A:240-B:C	480-B:C	160-B:C
Listings/Approvals	UL, FM, USCG	UL, FM, USCG	UL, FM, USCG	UL, ULC, FM, USCG	UL, FM, USCG
Standard Hose	1 in. x 50 ft (25 mm x 15 m)	1 in. x 50 ft (25 mm x 15 m)	1 in. x 50 ft (25 mm x 15 m)	1 in. x 50 ft (25 mm x 15 m)	1 in. x 50 ft (25 mm x 15 m)
Discharge Time	40 sec	55 sec	46 sec	67 sec	47 sec
Effective Range	30 ft (9.1 m)	40 ft (12.2 m)	30 ft (9.1 m)	30 ft (9.1 m)	40 ft (12.2 m)
Agent Flow Rate	7.8 lb/sec (3.6 kg/sec)	7.3 lb/sec (3.3 kg/sec)	6.5 lb/sec (2.9 kg/sec)	4.9 lb/sec (2.2 kg/sec)	7.2 lb/sec (3.3 kg/sec)
Charged Weight (with agent)	948 lb (430 kg)	948 lb (430 kg)	898 lb (407 kg)	898 lb (407 kg)	898 lb (414 kg)
Shipping Weight	972 lb (442 kg)	972 lb (442 kg)	922 lb (419 kg)	922 lb (419 kg)	922 lb (419 kg)
Dimensions:					
Height:	60 in. (1524 mm)	60 in. (1524 mm)	60 in. (1524 mm)	60 in. (1524 mm)	60 in. (1524 mm)
Width:	35.5 in. (902 mm)	35.5 in. (902 mm)	35.5 in. (902 mm)	35.5 in. (902 mm)	35.5 in. (902 mm)
Depth:	46.5 in. (1181 mm)	46.5 in. (1181 mm)	46.5 in. (1181 mm)	46.5 in. (1181 mm)	46.5 in. (1181 mm)

Compact Stationary Fire Extinguishers – Model S-350-C

Model Part No. UL/FM	—	—	S-CR-A-350-C 30209	S-CR-K-350-C 30205	S-CR-LR-K-350-C 31124
Call for details and specifications.					

ABBREVIATIONS

A	FORAY Agent	LR	Long Range/High Flow	LX	LITH-X
CR	Corrosion Resistant	LT	Low Temperature	MX	MET-L-X
I	Indicator Fill Cap	WW	Wide Wheel	ML	MET-L-KYL
K	Purple-K Agent	RT	Rubber Tire		

RED LINE Wheeled Fire Extinguishers – Model 350-C

Model Part No. UL	—	—	CR-MX-350-C 417274	CR-I-ML-350-C 417276	CR-I-LX-350-C 417277
Model Part No. ULC	CR-LT-I-A-350-C-1 435048	CR-LT-I-K-350-C-1 435330	—	—	—
Arabic Model Part No. UL	—	—	CR-MX-350-C 435822	—	—
Spanish Model Part No. UL	—	—	—	—	—
Capacity/ Agent	300 lb (136 kg)/ FORAY	300 lb (136 kg)/ Purple-K	350 lb (159 kg)/ MET-L-X	350 lb (159 kg)/ MET-L-KYL	315 lb (143 kg)/ LITH-X
UL/ULC Rating	40-A:240-B:C	480-B:C	UL Listed	Not UL Listed	Not UL Listed
Listings/ Approvals	ULC, FM	ULC, FM	UL, FM, USCG	N/A	N/A
Standard Hose	1 in. x 50 ft (25 mm x 15 m)	1 in. x 50 ft (25 mm x 15 m)	1 in. x 50 ft (25 mm x 15 m)	1 in. x 50 ft (25 mm x 15 m)	1 in. x 50 ft (25 mm x 15 m)
Discharge Time	46 sec	67 sec	145 sec	N/A	N/A
Effective Range	30 ft (9.1 m)	30 ft (9.1 m)	14 ft (4.3 m)	30 ft (9.1 m)	25 ft (7.6 m)
Agent Flow Rate	6.5 lb/sec (2.9 kg/sec)	4.9 lb/sec (2.2 kg/sec)	2.1 lb/sec (1.0 kg/sec)	N/A	N/A
Charged Weight (with agent)	898 lb (407 kg)	898 lb (407 kg)	948 lb (430 kg)	948 lb (430 kg)	913 lb (212 kg)
Shipping Weight	922 lb (419 kg)	922 lb (419 kg)	972 lb (442 kg)	972 lb (442 kg)	937 lb (426 kg)
Dimensions:					
Height:	60 in. (1524 mm)	60 in. (1524 mm)	60 in. (1524 mm)	60 in. (1524 mm)	60 in. (1524 mm)
Width:	35.5 in. (902 mm)	35.5 in. (902 mm)	35.5 in. (902 mm)	35.5 in. (902 mm)	35.5 in. (902 mm)
Depth:	46.5 in. (1181 mm)	46.5 in. (1181 mm)	46.5 in. (1181 mm)	46.5 in. (1181 mm)	46.5 in. (1181 mm)

RED LINE Wheeled Fire Extinguishers – Model 150-D

Model Part No. UL	CR-I-150-D 53868	CR-LR-I-150-D 55355	CR-I-K-150-D 53874 439717*	CR-LR-I-K-150-D 55357	CR-I-A-150-D-1 435050 439913* 417285 (w/100 ft hose)	—	—
Model Part No. ULC	CR-I-150-D 435318	— —	CR-I-K-150-D 435332	— —	CR-I-A-150-D-1 435052	CR-LT-I-K-150-D-1 435334	CR-LT-I-A-150-D-1 435054 441627*
Arabic Model Part No. UL	CR-I-150-D 435816	—	CR-I-K-150-D 435817	—	CR-I-A-150-D-1 438634	—	—
Spanish Model Part No. UL	—	—	CR-I-K-150-D 54564	—	—	—	—
Capacity/Agent	150 lb (68.0 kg)/ PLUS-FIFTY C	150 lb (68.0 kg)/ PLUS-FIFTY C	125 lb (56.7 kg)/ Purple-K	125 lb (56.7 kg)/ Purple-K	125 lb (56.7 kg)/ FORAY	125 lb (56.7 kg)/ Purple-K	125 lb (56.7 kg)/ FORAY
UL/ULC Rating	240-B:C	80-B:C	320-B:C	80-B:C	30-A:240-B:C	320-B:C	30-A:240-B:C
Listings/ Approvals	UL/ULC, FM, USCG	UL, FM, USCG	UL/ULC, FM, USCG	UL, FM, USCG	UL/ULC, FM, USCG	ULC, FM	ULC, FM
Discharge Time	47 sec	42 sec	48 sec	39 sec	49 sec	51 sec	49 sec
Effective Range	25 ft (7.6 m)	35 ft (10.7 m)	35 ft (10.7 m)	35 ft (10.7 m)	25 ft (7.6 m)	35 ft (10.7 m)	25 ft (7.6 m)
Agent Flow Rate	2.9 lb/sec (1.31 kg/sec)	4.1 lb/sec (1.86 kg/sec)	2.6 lb/sec (1.17 kg/sec)	3.96 lb/sec (1.8 kg/sec)	2.57 lb/sec (1.17 kg/sec)	2.6 lb/sec (1.17 kg/sec)	2.57 lb/sec (1.17 kg/sec)
Charged Weight (with agent) and Shipping Weight	354 lb (160.6 kg)	354 lb (160.6 kg)	329 lb (149.2 kg)	329 lb (149.2 kg)	329 lb (149.2 kg)	329 lb (149.2 kg)	329 lb (149.2 kg)
Dimensions:							
Height:	45.5 in. (1156 mm)	45.5 in. (1156 mm)	45.5 in. (1156 mm)	45.5 in. (1156 mm)	45.5 in. (1156 mm)	45.5 in. (1156 mm)	45.5 in. (1156 mm)
Width:	24 in. (610 mm)	24 in. (610 mm)	24 in. (610 mm)	24 in. (610 mm)	24 in. (610 mm)	24 in. (610 mm)	24 in. (610 mm)
Depth:	36 in. (914 mm)	36 in. (914 mm)	36 in. (914 mm)	36 in. (914 mm)	36 in. (914 mm)	36 in. (914 mm)	36 in. (914 mm)

Compact Stationary Fire Extinguishers – Model S-150-D

Model Part No. UL/FM	—	—	S-CR-K-150-D 56504 445511 (w/ base ring)	S-CR-LR-K- 150-D 56507	S-CR-A-150-D 56503 S-CR-LR-A-150-D 56506	—	—
----------------------	---	---	---	------------------------------	---	---	---

Call for details and specifications.

*Stock models (without options) available for immediate shipment.

ABBREVIATIONS

A	FORAY Agent	LR	Long Range/High Flow	LX	LITH-X
CR	Corrosion Resistant	LT	Low Temperature	MX	MET-L-X
I	Indicator Fill Cap	WW	Wide Wheel	ML	MET-L-KYL
K	Purple-K Agent	RT	Rubber Tire		

RED LINE Wheeled Fire Extinguishers – Model 350-D

Model Part No. UL	CR-I-350-D 53879	CR-LR-I-350-D 54133	CR-I-K-350-D 53887 CR-RT-I-K-350-D 54521 CR-LR-RT-I-K-350-D 54529	CR-LR-I-K-350-D 54134	CR-I-A-350-D-1 435056	—	—
Model Part No. ULC	CR-I-350-D 435320	— —	CR-I-K-350-D 435336	— —	CR-I-A-350-D-1 435058	CR-LT-I-K-350-D 435338	CR-LT-I-A-350-D-1 435060
Arabic Model Part No. UL	—	—	—	—	—	—	—
Spanish Model Part No. UL	—	—	CR-I-K-350-D 54573	—	—	—	—
Capacity/Agent	350 lb (159 kg)/ PLUS-FIFTY C	350 lb (159 kg)/ PLUS-FIFTY C	300 lb (136.4 kg)/ Purple-K	300 lb (136.4 kg)/ Purple-K	300 lb (136.4 kg)/ FORAY	300 lb (136.4 kg)/ Purple-K	300 lb (136.4 kg)/ FORAY
UL/ULC Rating	320-B:C	120-B:C	640-B:C	160-B:C	40-A:320-B:C	640-B:C	40-A:320-B:C
Listings/ Approvals	UL/ULC, FM, USCG	UL, FM, USCG	UL/ULC, FM, USCG	UL, FM, USCG	UL/ULC, FM, USCG	ULC, FM	ULC, FM
Discharge Time	59 sec	42 sec	80 sec	38 sec	56 sec	80 sec	56 sec
Effective Range	30 ft (9.1 m)	40 ft (12.2 m)	40 ft (12.2 m)	40 ft (12.2 m)	30 ft (9.1 m)	40 ft (12.2 m)	30 ft (9.1 m)
Agent Flow Rate	6 lb/sec (2.72 kg/sec)	8 lb/sec (3.64 kg/sec)	3.8 lb/sec (1.72 kg/sec)	8 lb/sec (3.64 kg/sec)	5.3 lb/sec (2.4 kg/sec)	3.8 lb/sec (1.72 kg/sec)	5.3 lb/sec (2.4 kg/sec)
Charged Weight (with agent) and Shipping Weight	740 lb (335.7 kg)	740 lb (335.7 kg)	690 lb (313.0 kg)	690 lb (313.0 kg)	690 lb (313.0 kg)	690 lb (313.0 kg)	690 lb (313.0 kg)
Dimensions:							
Height:	57 in. (1448 mm)	57 in. (1448 mm)	57 in. (1448 mm)	57 in. (1448 mm)	57 in. (1448 mm)	57 in. (1448 mm)	57 in. (1448 mm)
Width:	34 in. (864 mm)	34 in. (864 mm)	34 in. (864 mm)	34 in. (864 mm)	34 in. (864 mm)	34 in. (864 mm)	34 in. (864 mm)
Depth:	47 in. (1194 mm)	47 in. (1194 mm)	47 in. (1194 mm)	47 in. (1194 mm)	47 in. (1194 mm)	47 in. (1194 mm)	47 in. (1194 mm)

Compact Stationary Fire Extinguishers – Model S-350-D

Model Part No. UL/FM	—	—	S-CR-K-350-D 56515	S-CR-LR-K-350-D 56518	S-CR-A-350-D 56514 S-CR-LR-A-350-D 56517	—	—
----------------------	---	---	--------------------	-----------------------	---	---	---

Call for details and specifications.

CD-50-D-1 and CD-100-D-1 Carbon Dioxide Wheeled Extinguishers

Features

- Simple operation and maintenance
- Portable, compact design
- Non-corrosive, non-conductive, clean extinguishing agent
- Available in 50 lb (23 kg) and 100 lb (45 kg) models
- UL or ULC listed models available
- One person operation
- Large 16 in. (41 cm) semi-pneumatic rubber wheels
- Upright positive on-off operation utilizing the squeeze grip activation, precision machined, chrome plated, forged valves
- DOT/TC approved steel cylinder mounted to a wheeled carriage for ease of mobility
- CD-50-D-1 unit is equipped with 15 ft (4.6 m) and CD-100-D-1 unit is equipped with 40 ft (12.2 m) of rubber-jacketed, wire-braided, high-pressure discharge hose
- Suitable for use in temperatures from -22 °F to 120 °F (-30 °C to 49 °C)

Application

ANSUL Carbon Dioxide Wheeled Fire Extinguishers are designed to protect areas where Class B (flammable liquids and gases) or Class C (energized electrical equipment) fires could occur. They may be used where winds and drafts do not affect discharge or where a clean extinguishing agent is required.

Typical applications include:

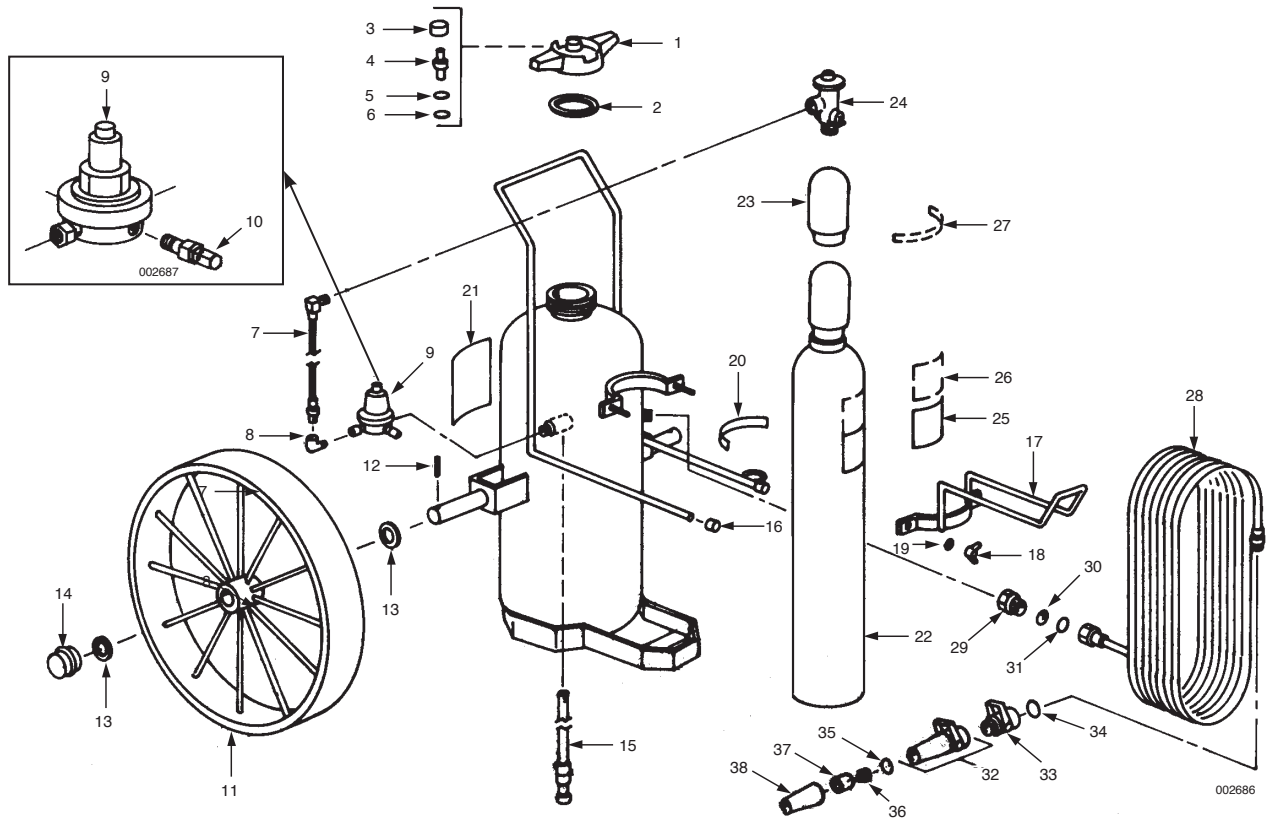
- Aviation hangers
- Paint spray booths
- Quench tanks
- Metal tube manufacturing



433537/433539

Model	CD-50-D-1	CD-100-D-1
Part No.	433537 (UL) 433539 (ULC) 435823 (Arabic)	433538 (UL) 433540 (ULC) 435824 (Arabic)
Capacity	50 lb (22.7 kg)	100 lb (45.4 kg)
UL/ULC Rating	20-B:C	20-B:C
Discharge Time	35 seconds	70 seconds
Effective Range	10-12 ft (3.1-3.7 m)	10-12 ft (3.1-3.7 m)
Weight	255 lb (106.6 kg)	400 lb (181.4 kg)
Height	58 3/4 in. (1500 mm)	57 in. (1450 mm)
Width	20 in. (508 mm)	29 in. (737 mm)
Depth	28 in. (710 mm)	28 in. (710 mm)

Models CR-150-C and CR-350-C



Model CR-150-C

Fig. No.	Description	Part No.
1	Fill Cap, Indicator	27335
2	Gasket	3461
3	Indicator Cap	17633
4	Indicator Stem	27648
5	Quad Ring	17630
6	Retaining Ring	71675
7	Nitrogen Hose Assembly	423585
8	Street Elbow	78409
9	Pressure Regulator Replacement	416938*
10	Pressure Relief Valve	78704
11	Wheel, Steel, Standard	29508
11	Wheel, Wide, WW	31015
11	Wheel, Rubber Coated	31012
12	Spring Pin	8560
13	Washer	67684
14	Hub Cap	56739
15	Gas Tube (Without Coupling)	78713
16	Cap	4120
17	Clamp/Hose Hanger	78328
18	Wing Nut	78315
19	Washer	1870
20	Rubber Pad	29414
21	Nameplate, Replacement w/o UL, FORAY	74338
21	Nameplate, Replacement w/o UL, PLUS-FIFTY C/Purple-K	16444
22	Nitrogen Cylinder Assembly	24707

Fig. No.	Description	Part No.
22	Nitrogen Cylinder Assembly, w/Valve	31060
23	Shipping Cap, Nitrogen Cylinder	73066
24	Valve, Nitrogen Cylinder	Pg. 64
25	Label, Nitrogen Cylinder	3477
26	Label, Nitrogen Cylinder, QO Valve	10994
27	Label, Cylinder Cap, QO Valve	11391
28	Hose, 3/4 in. x 50 ft (15 m), Standard	960
28	Hose, 3/4 in. x 100 ft (30 m), Standard	4761
28	Hose, 3/4 in. x 50 ft (15 m), LT	2272
28	Hose, 3/4 in. x 100 ft (30 m), LT	26299
29	Adaptor, FORAY, PLUS-FIFTY C, Purple-K, LR	24931
30	Visual Hose Inspection Disc	14236
31	Gasket	670
32	Nozzle Assembly, FORAY, PLUS-FIFTY C	29506
32	Nozzle Assembly, Purple-K	31449
32	Nozzle Assembly, LR	31013
33	Ball Valve, Nozzle	8101
34	Gasket, Valve to Hose	670
35	Gasket, Nozzle, Standard	8105
35	Gasket, Nozzle, LR	12734
36	Tip, Nozzle	12703
37	Sleeve, Nozzle	8103
38	Body, Nozzle, Except LR & Purple-K	29507
38	Body, Nozzle, LR	31014
38	Body, Nozzle, Purple-K	31448

Model CR-350-C

Fig. No.	Description	Part No.
1	Fill Cap, Indicator	27335
2	Gasket	3461
3	Indicator Cap	17633
4	Indicator Stem	27648
5	Quad Ring	17630
6	Retaining Ring	71675
7	Nitrogen Hose Assembly	423585
8	Street Elbow	78409
9	Pressure Regulator Replacement	416938*
10	Pressure Relief Valve	78704
11	Wheel, Steel, Standard	25908
11	Wheel, Rubber Coated	31016
12	Spring Pin	8560
13	Washer	67684
14	Hub Cap	56739
15	Gas Tube (Without Coupling)	77912
16	Cap	4120
17	Clamp/Hose Hanger	78362
18	Wing Nut	78315
19	Washer	1870
20	Rubber Pad	79183
21	Nameplate, Replacement w/o UL, FORAY	74338
21	Nameplate, Replacement w/o UL, PLUS-FIFTY C/Purple-K	16444
22	Nitrogen Cylinder Assembly	24708
22	Nitrogen Cylinder Assembly, QO Valve	31061

Fig. No.	Description	Part No.
23	Shipping Cap, Nitrogen Cylinder	73066
24	Valve, Nitrogen Cylinder	Pg. 64
25	Label, Nitrogen Cylinder	3391
26	Label, Nitrogen Cylinder, QO Valve	10994
27	Label, Cylinder Cap, QO Valve	11391
28	Hose, 1 in. x 50 ft (15 m), Standard	2271
28	Hose, 1 in. x 100 ft (30 m), Standard	10930
28	Hose, 1 in. x 50 ft (15 m), LT	2133
28	Hose, 1 in. x 100 ft (30 m), LT	10931
29	Adaptor, FORAY, PLUS-FIFTY C, Purple-K, LR	78316
29	Adaptor, Purple-K, Except LR	24930
30	Visual Hose Inspection Disc	14237
31	Gasket, Valve to Hose	445861
32	Nozzle Assembly, FORAY, PLUS-FIFTY C	31922
32	Nozzle Assembly, Purple-K	31547
32	Nozzle Assembly, LR	25906
33	Ball Valve, Nozzle	12727
34	Gasket, Valve to Hose	445861
35	Gasket, Nozzle, Standard	8105
35	Gasket, Nozzle, LR	12734
36	Tip, Nozzle	12707
37	Sleeve, Nozzle	8103
38	Body, Nozzle, Except LR	29507
38	Body, Nozzle, LR	25907
38	Body, Nozzle, Purple-K	31548

*Regulator Replacement

See Manual Part No. 53141 – “Pressure Regulator Testing for Wheeled and Stationary Extinguishers”

Model CR-150-D

WHEELED FIRE EXTINGUISHERS

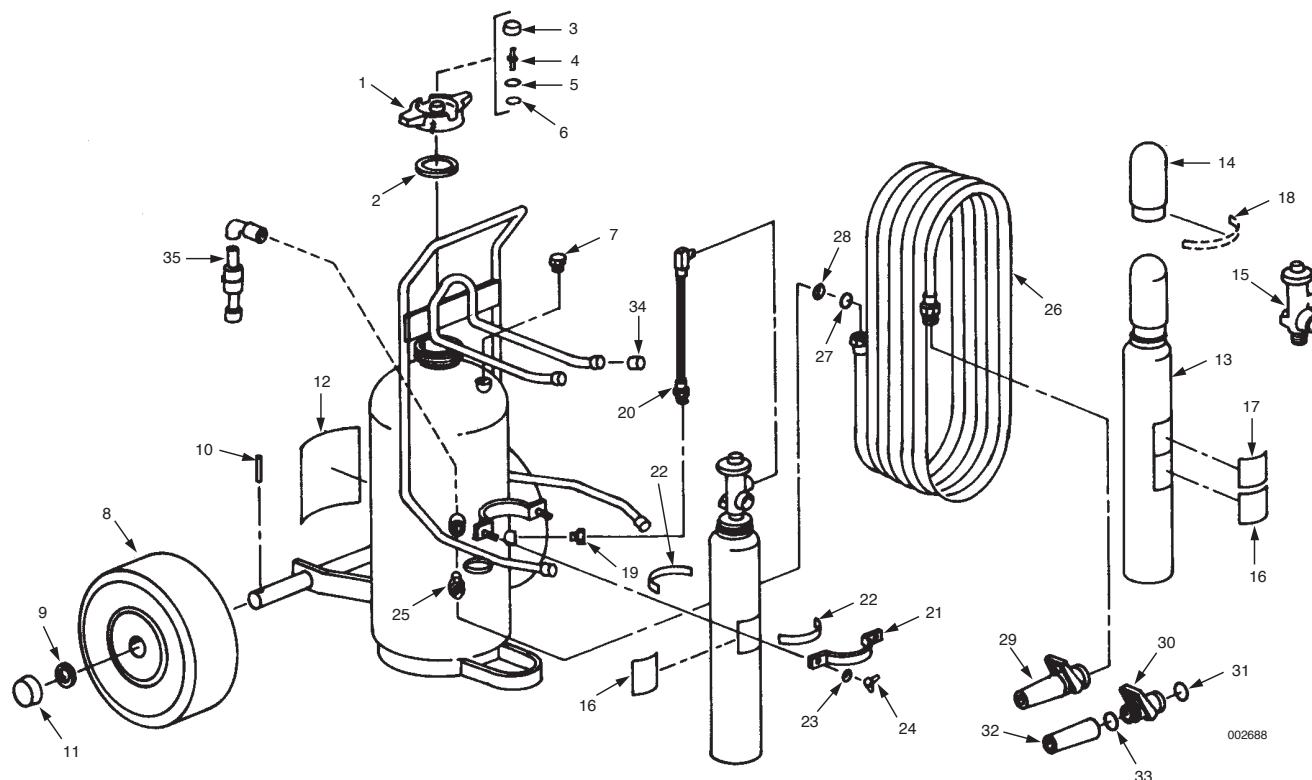


Fig. No.	Description	Part No.
1	Fill Cap, Indicator, w/Gasket	27335
2	Gasket, Fill Cap	3461
3	Housing, Indicator	17633
4	Stem, Indicator	27648
5	Quad Ring	17630
6	Retaining Ring	71675
7	Valve, Safety Relief	78380
8	Wheel Assembly, Semi-Pneumatic	53870
9	Washer	53541
10	Pin, Cotter	19620
11	Cap, Hub	53867
12	Nameplate, Replacement w/o UL, FORAY	74338
12	Nameplate, Replacement w/o UL, PLUS-FIFTY C/Purple-K	16444
13	Cylinder, Nitrogen 23 cu ft, Std Valve	54694
13	Cylinder, Nitrogen 23 cu ft, Quick-Opening Valve	54695
14	Cap, Safety Shipping	73066
15	Valve Assembly, Nitrogen Cylinder	Pg. 64
16	Label, Nitrogen Cylinder, Std	53182
17	Label, Nitrogen Cylinder, QO Valve	10994
18	Label, Nitrogen Cylinder Cap, QO Valve	11391
-	Plug, Safety, QO Valve (Not Shown)	11453

Fig. No.	Description	Part No.
19	Bushing 3/8 in. x 1/4 in.	19120
20	Hose and Adaptor Assembly	423581
21	Clamp Assembly	24877
22	Rubber Pad	29748
23	Washer	1870
24	Wingnut	78315
25	Adaptor, Tank Outlet to Hose	24931
26	Hose Assembly, 3/4 in. x 50 ft (15 m)	960
27	Gasket, Hose Coupling	670
28	Disc, Visual Hose Inspection	14236
29	Nozzle Assembly, Standard	31449
29	Nozzle Assembly, LR	31013
30	Ball Valve, Nozzle	8101
31	Gasket, Valve to Hose	670
32	Body, Nozzle, Standard	31448
32	Body, Nozzle, LR	31014
33	Gasket, Nozzle, Standard	8105
33	Gasket, Nozzle, LR	12734
34	Cap, Protective	4120
35	Gas Tube Assembly	24775
-	Tag, Inspection (Not Shown)	2364

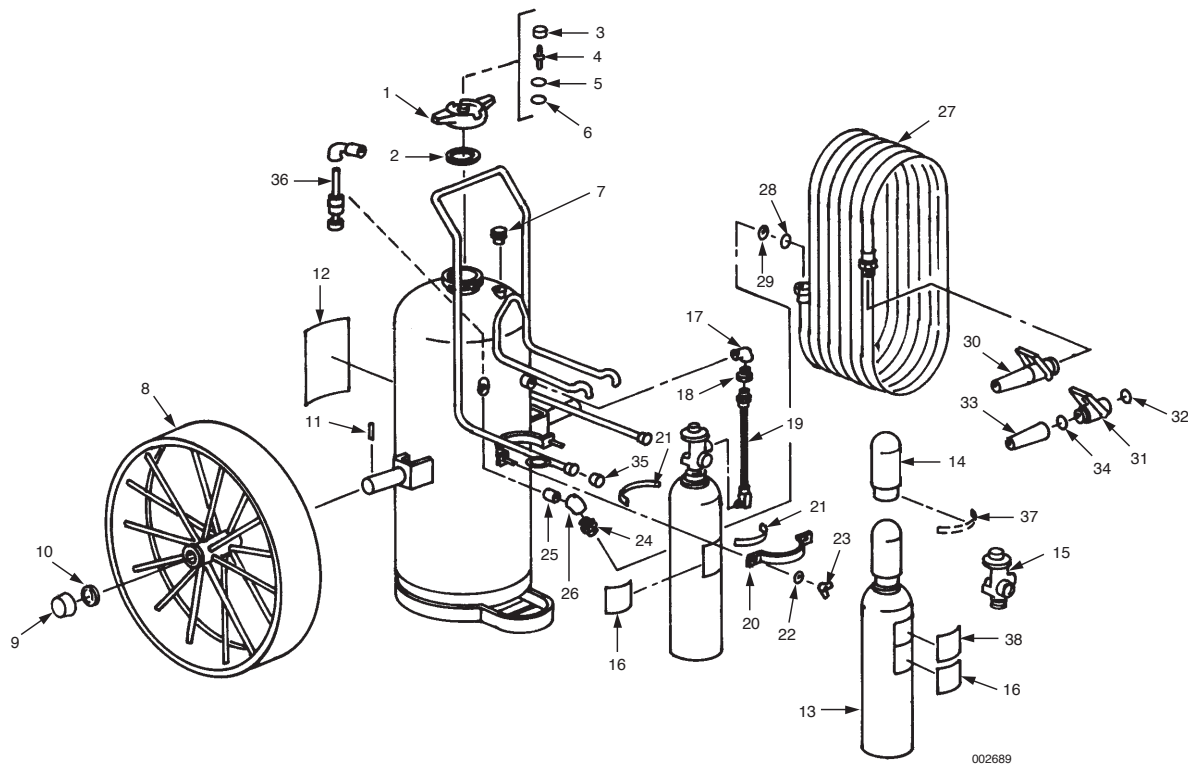


Fig. No.	Description	Part No.
1	Fill Cap, Indicator, w/Gasket	27335
2	Gasket, Fill Cap	3461
3	Housing, Indicator	17633
4	Stem, Indicator	27648
5	Quad Ring	17630
6	Retaining Ring	71675
7	Valve, Safety Relief	78380
8	Wheel Assembly (Steel – 6 in. Width)	31015
9	Hub Cap	56739
10	Washer (4)	67684
11	Pin, Spring (2)	8560
12	Nameplate, Replacement w/o UL, FORAY	70366
12	Nameplate, Replacement w/o UL, PLUS-FIFTY C	70367
12	Nameplate, Replacement w/o UL, Purple-K	70365
12	Nameplate, Replacement w/o UL, LR-350-D, FORAY	70383
12	Nameplate, Replacement w/o UL, LR-350-D, PLUS-FIFTY C/Purple-K	70371
13	Cylinder, Nitrogen, 55 cu ft, Std Valve	54696
13	Cylinder, Nitrogen, 55 cu ft, QO Valve	54697
14	Cap, Safety Shipping	73066
15	Valve Assembly, Nitrogen Cylinder	Pg. 64
16	Label, Nitrogen Cylinder, Std Valve	53181
-	Plug, Safety, QO Valve (Not Shown)	11453
17	Elbow, Street	53537
18	Bushing 3/8 in. x 1/4 in.	8390

Fig. No.	Description	Part No.
19	Hose and Adaptor Assembly	423581
20	Clamp Assembly	16359
21	Rubber Pad	29414
22	Washer	1870
23	Wingnut	78315
24	Adaptor	24930
25	Nipple, 3/4 in. Extra Heavy	1978
26	Elbow, 3/4 in. 45°	1967
27	Hose Assembly 1 in. x 50 ft	2271
28	Gasket, Hose Coupling	8105
29	Disc, Visual Inspection	14237
30	Nozzle Assembly, Standard, PLUS-FIFTY C, FORAY	53881
30	Nozzle Assembly, Standard, Purple-K	53888
30	Nozzle Assembly, LR	25906
31	Ball Valve, Nozzle	12727
32	Gasket, Valve to Hose	445861
33	Body, Nozzle Assembly, PLUS-FIFTY C, FORAY	53882
33	Body, Nozzle Assembly, Purple-K	53889
33	Body, Nozzle Assembly, LR	25907
34	Gasket, Nozzle, Standard	8105
34	Gasket, Nozzle, LR	12734
35	Cap, Protective	4120
36	Gas Tube Assembly	53535
37	Label, Nitrogen Cylinder Cap, QO Valve	11391
38	Label, Nitrogen Cylinder, QO Valve	10994
-	Tag, Inspection (Not Shown)	2364

Model CD-50-D and CD-50-D-1

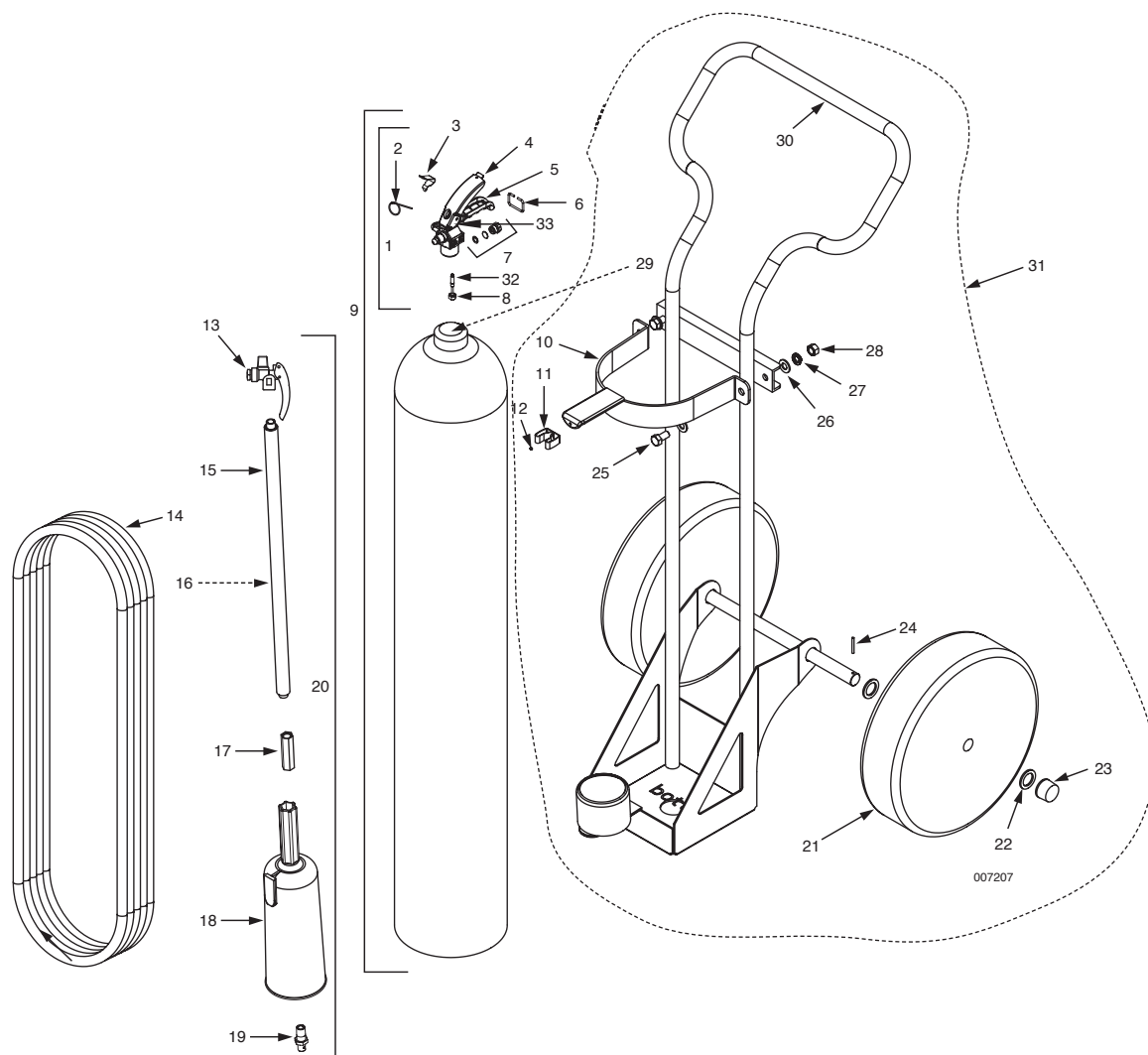


Fig. No.	Description	Part No.
1	Cylinder Valve Assembly (no pick-up tube)	441008
2	Pull Pin	423624
3	Leaf Spring	429162
4	Lever, Chrome, Plated Brass	441012
5	Handle, Chrome, Plated Brass	441013
6	Lever Catch	429244
7	Burst Disc	434607
8	Plunger Stem	441009
9	50 lb (22.7 kg) CO ₂ Shipping Assembly	552314
10	Bracket – Painted	552331
11	Hose Clip	552309
12	Rivet – Stainless Steel	552307
13	CO ₂ Discharge Valve	552719
14	Hose Assembly, 15 ft (4.6 m)	552334
15	Rubber Tubing	552721
16	Discharge Pipe	552720
17	Horn Adaptor	552724
18	Discharge Horn	429197

Fig. No.	Description	Part No.
19	Discharge Nozzle	552723
20	Discharge Valve/Horn Assembly	429249
21	16 in. (40.6 cm) Wheel	53870
22	Washer	53541
23	Hub Cap	53867
24	Roll Pin	69855
25	1/2 – 13 Hex Head Bolt	16117
26	1/2 Flat Washer	17486
27	1/2 Lockwasher	16121
28	1/2 – 13 Hex Nut	16119
29	Pickup Tube (inside shell 48.5 in.)	552336
30	50 lb (22.7 kg) CO ₂ Cart Only	552332
31	50 lb (22.7 kg) CO ₂ Cart Assembly (excluding CO ₂ Cylinder)	553326
32	O-Ring, Valve Stem	429159
33	Rivet, Handle	429165
–	Safety Plug Kit	429515
–	Replacement Nameplates w/o UL, CD-50-D-1	440646

Model CD-100-D and CD-100-D-1

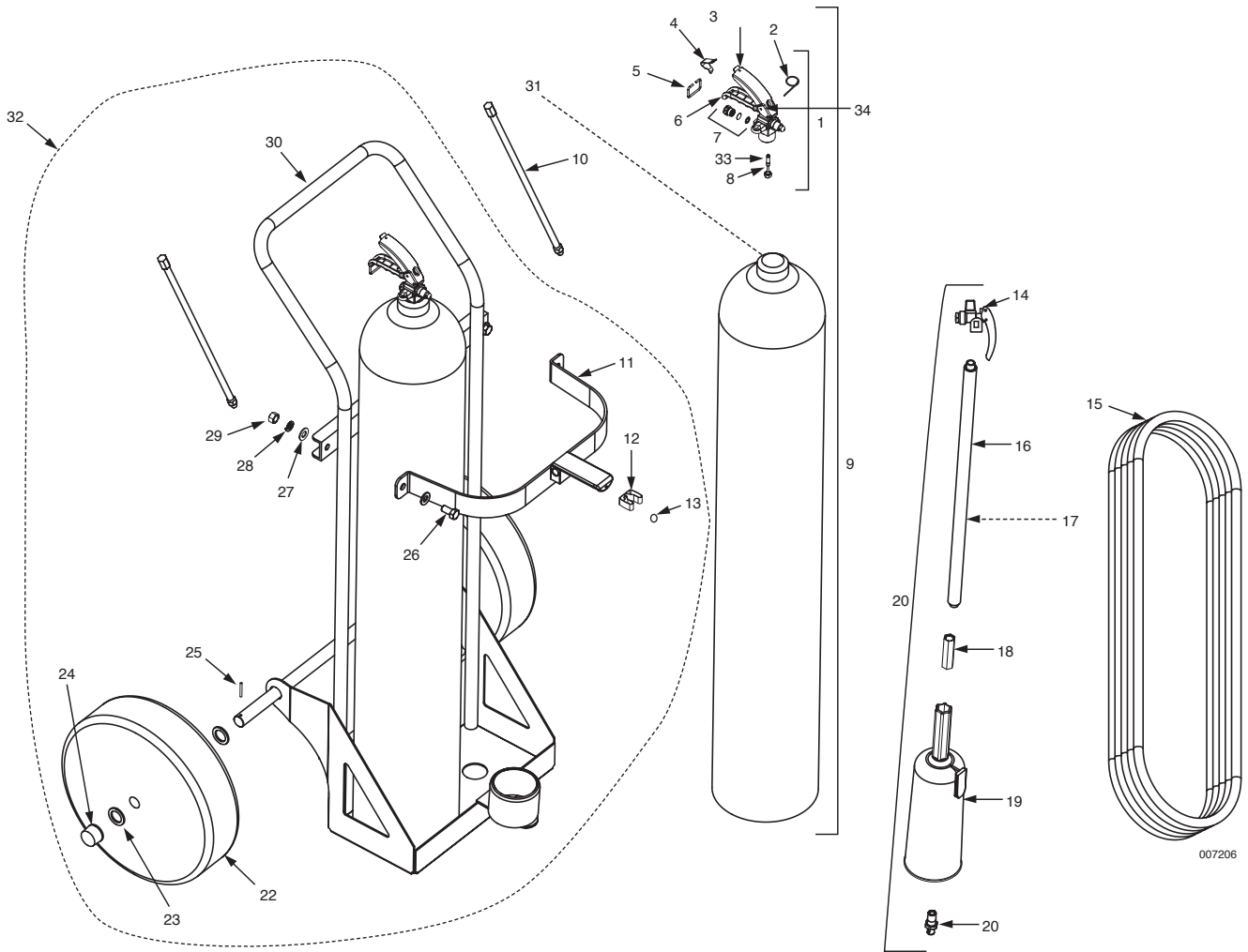
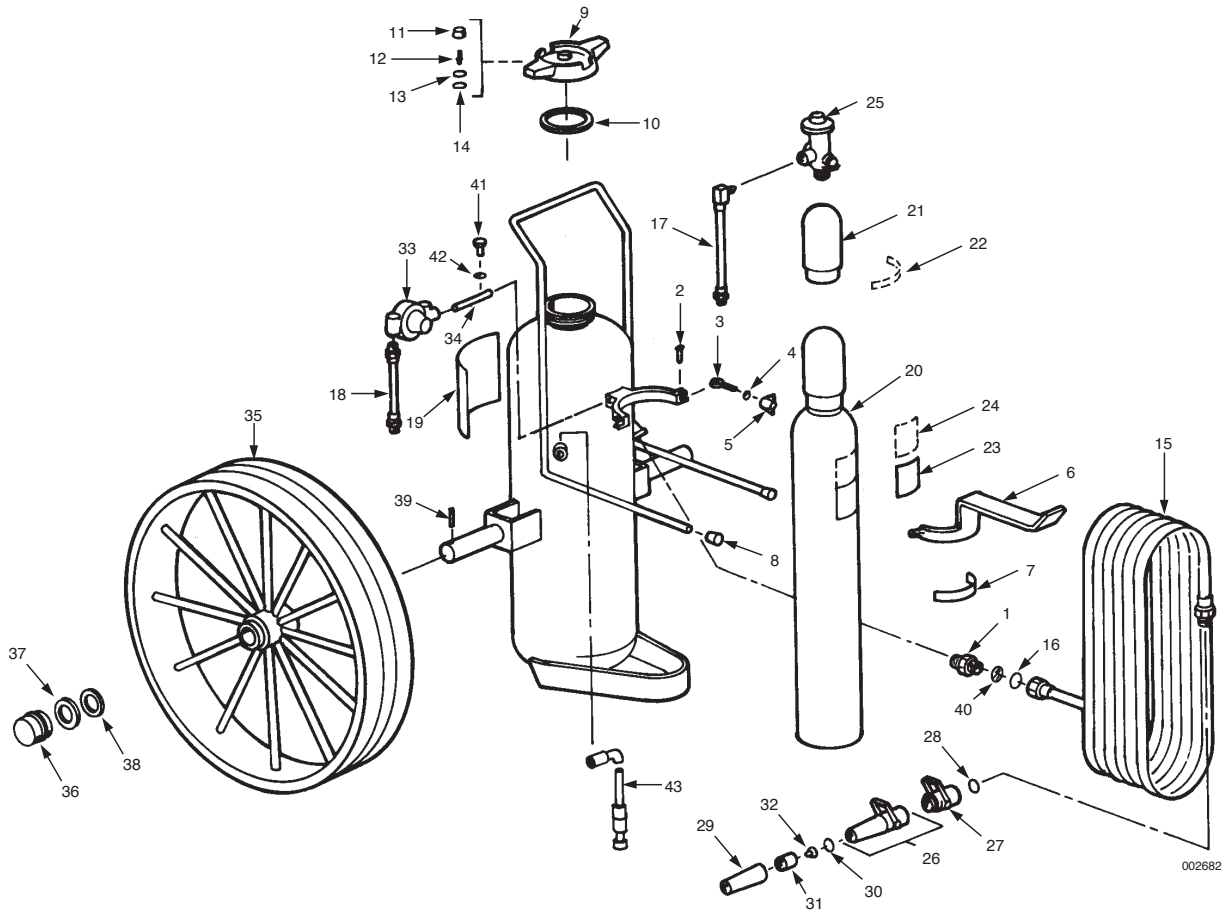


Fig. No.	Description	Part No.
1	Cylinder Valve Assembly (no pick-up tube)	441008
2	Pull Pin	423624
3	Lever, Chrome, Plated Brass	441012
4	Leaf Spring	429162
5	Lever Catch	429244
6	Handle, Chrome, Plated Brass	441013
7	Safety Plug Kit	434607
8	Plunger Stem	441009
9	50 lb (22.7 kg) CO ₂ Shipping Assembly	552314
10	20 in. (50.8 cm) Hose Assembly	552356
11	Bracket – Painted	552311
12	Hose Clip	552309
13	Rivet – Stainless Steel	552307
14	CO ₂ Discharge Valve	552719
15	Hose Assembly, 40 ft (12.2 m) CD-100-D-1	552302
15	Hose Assembly, 40 ft (12.2 m) CD-100-D	429273
16	Rubber Tubing	552721
17	Discharge Pipe	552720

Fig. No.	Description	Part No.
18	Horn Adaptor	552724
19	Discharge Horn	429197
20	Discharge Nozzle	552723
21	Discharge Valve/Horn Assembly	429249
22	16 in. (40.6 cm) Wheel	53870
23	Washer	53541
24	Hub Cap	53867
25	Roll Pin	69855
26	1/2 – 13 Hex Head Bolt	16117
27	1/2 Flat Washer	17486
28	1/2 Lockwasher	16121
29	1/2 – 13 Hex Nut	16119
30	100 lb (45.4 kg) CO ₂ Cart Only	552313
31	Pickup Tube (inside shell 48.5 in.)	552336
32	100 lb (45.4 kg) CO ₂ Cart Assembly (excluding CO ₂ Cylinder)	553327
33	O-Ring, Valve Stem	429159
34	Rivet, Handle	429165
–	Safety Plug Kit	429515
–	Replacement Nameplates w/o UL, CD-100-D-1	440647

Model CR-150-C (Pre-1989)

WHEELED FIRE EXTINGUISHERS



Model CR-150-C (Pre-1989)

Fig. No.	Description	Part No.
1	Adaptor, Tank Outlet to Hose	3902
2	Rivet, Eyebolt	15392
3	Eyebolt, Clamp Ring	N/A
4	Washer	1870
5	Wing Nut, Eyebolt	78315
6	Clamp Ring 'B' w/Hose Support	N/A
7	Rubber Pad	29414
8	Confiner Tip	4120
9	Fill Cap, Indicator, w/Gasket	27335
10	Gasket, Fill Cap	3461
11	Housing, Indicator	17633
12	Stem, Indicator	27648
13	Quad Ring	17630
14	Retaining Ring	71675
15	Hose Assembly, 3/4 in. x 50 ft	960
16	Gasket, Hose Coupling	670
17	Hose and Adaptor Assembly, 3/8 in.	423581
18	Hose Assembly, 3/8 in., Regulator to Tank	8750
19	Nameplate, Replacement w/o UL	70157
20	Nitrogen Cylinder Assembly, 110	24707
20	Nitrogen Cylinder Assembly, 110, QO Valve	31060
21	Cap, Nitrogen Cylinder	73066
22	Label, Nitrogen Cylinder Cap, QO Valve	11391
23	Label, Nitrogen Cylinder, Standard	3477
24	Label, Nitrogen Cylinder, QO Valve	10994
25	Valve Assembly, Nitrogen Cylinder, Standard & QO	Pg. 64
26	Nozzle Assembly, Standard Cone Tip, Pre-1976	29506

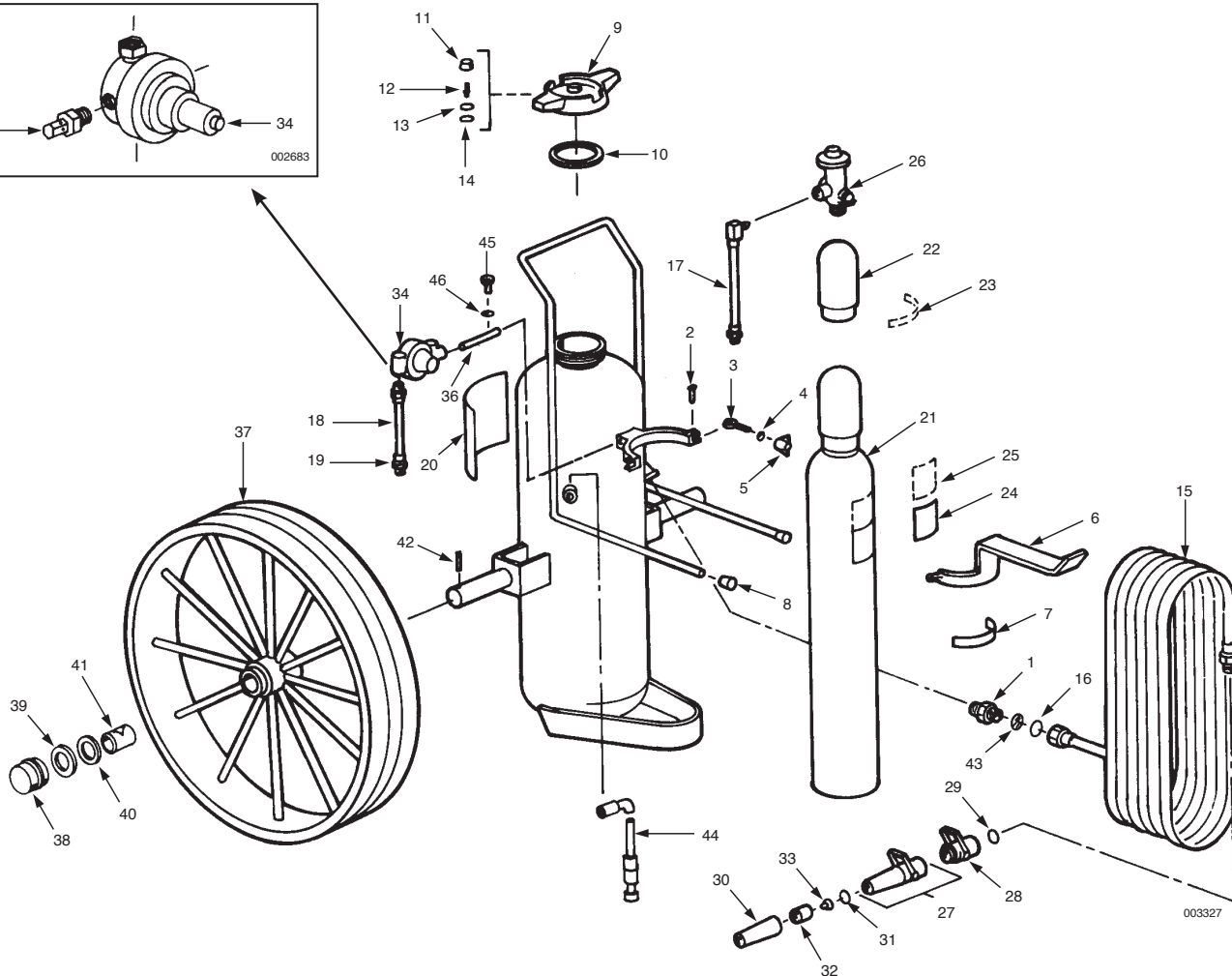
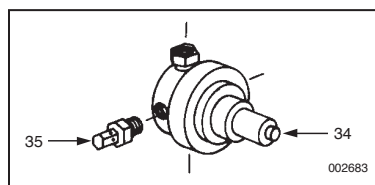
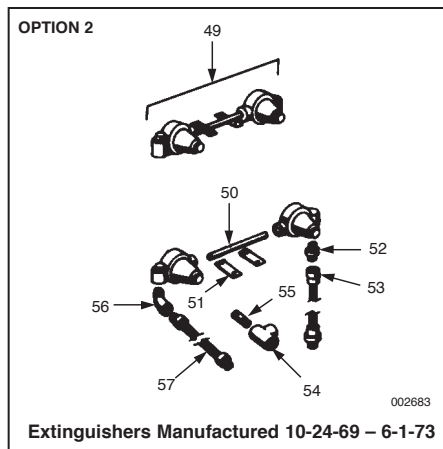
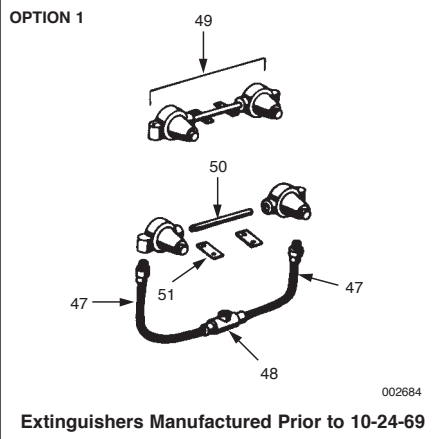
Fig. No.	Description	Part No.
26	Nozzle Assembly, Purple-K Only, Pre-1976	31449
26	Nozzle Assembly, LR-36	31013
27	Valve, Nozzle Assembly	8101
28	Gasket, Valve to Hose	445861
29	Body, Nozzle, Standard Cone Tip, Pre-1976	29507
29	Body, Nozzle, Purple-K Only, 1976-1988	31448
29	Body, Nozzle Assembly, LR-36	31014
30	Gasket, Nozzle Assembly	670
30	Gasket, Nozzle Assembly, LR-36	12734
31	Sleeve, Nozzle Assembly, Standard Cone Tip, Pre-1976	8103
32	Tip, Nozzle Assembly, Standard Cone Tip, Pre-1976	12703
33	Regulator Replacement	416938*
34	Support, Regulator	74265
35	Wheel Assembly, 3 in. Wide, Steel, Red	29508
36	Hub Cap	56739
37	Washer (3.3 mm)	67684
38	Washer (1.5 mm)	N/A
39	Pin, Spring	8560
40	Visual Hose Inspection Disc	14236
41	Cap Screw, Regulator Mounting	16301
42	Lockwasher, Regulator Mounting	1133
43	Gas Tube Assembly	15469
—	Strap, Regulator Mounting (Not Shown)	N/A
—	Lockwasher, Regulator Mounting (2) (Not Shown)	14235
—	Hex Nut, Regulator Mounting (2) (Not Shown)	14234

N/A = Not Available

*Regulator Replacement

See Manual Part No. 53141 – “Pressure Regulator Testing for Wheeled and Stationary Extinguishers”

Model CR-350-C (Pre-1989)



WHEELED FIRE EXTINGUISHERS

Model CR-350-C (Pre-1989)

Fig. No.	Description	Part No.
1	Adaptor, Tank Outlet to Hose	7837
2	Rivet, Eyebolt	15392
3	Eyebolt, Clamp Ring	3358
4	Washer	1870
5	Wing Nut, Eyebolt	78315
6	Clamp Ring 'B' w/Hose Support	N/A
7	Rubber Pad	79183
8	Confiner Tip	4120
9	Fill Cap, Indicator, w/Gasket	27335
10	Gasket, Fill Cap	3461
11	Housing, Indicator	17633
12	Stem, Indicator	27648
13	Quad Ring	17630
14	Retaining Ring	71675
15	Hose Assembly, 1 in. x 50 ft	2271
16	Gasket, Hose Coupling	445861
17	Hose and Adaptor Assembly, 3/8 in.	423581
18	Hose Assembly, 3/8 in., Regulator to Tank	N/A
19	Adaptor Union, Swivel	25582
20	Nameplate, Replacement w/o UL, FORAY	74338
20	Nameplate, Replacement w/o UL, PLUS-FIFTY C, Purple-K	16444
21	Nitrogen Cylinder Assembly, 220	24708
21	Nitrogen Cylinder Assembly, 220, QO Valve	31061
22	Cap, Nitrogen Cylinder	73066
23	Label, Nitrogen Cylinder Cap, QO Valve	11391
24	Label, Nitrogen Cylinder, Standard	3391
25	Label, Nitrogen Cylinder, QO Valve	10994
26	Valve Assembly, Nitrogen Cylinder, Standard & QO Valve	Pg. 64
27	Nozzle Assembly, Cone Tip, PLUS-FIFTY C, Pre-1976	31922
27	Nozzle Assembly, Purple-K, 1976-1988	31547
27	Nozzle Assembly, LR-44	25906
28	Ball Valve, Nozzle, Standard	12727
28	Ball Valve, Nozzle, LR-44	N/A
29	Gasket, Valve to Hose	445861
30	Body, Nozzle Assembly, Standard	29507
30	Body, Nozzle Assembly, Purple-K	31548
30	Body, Nozzle Assembly, LR-44	25907

*Regulator Replacement

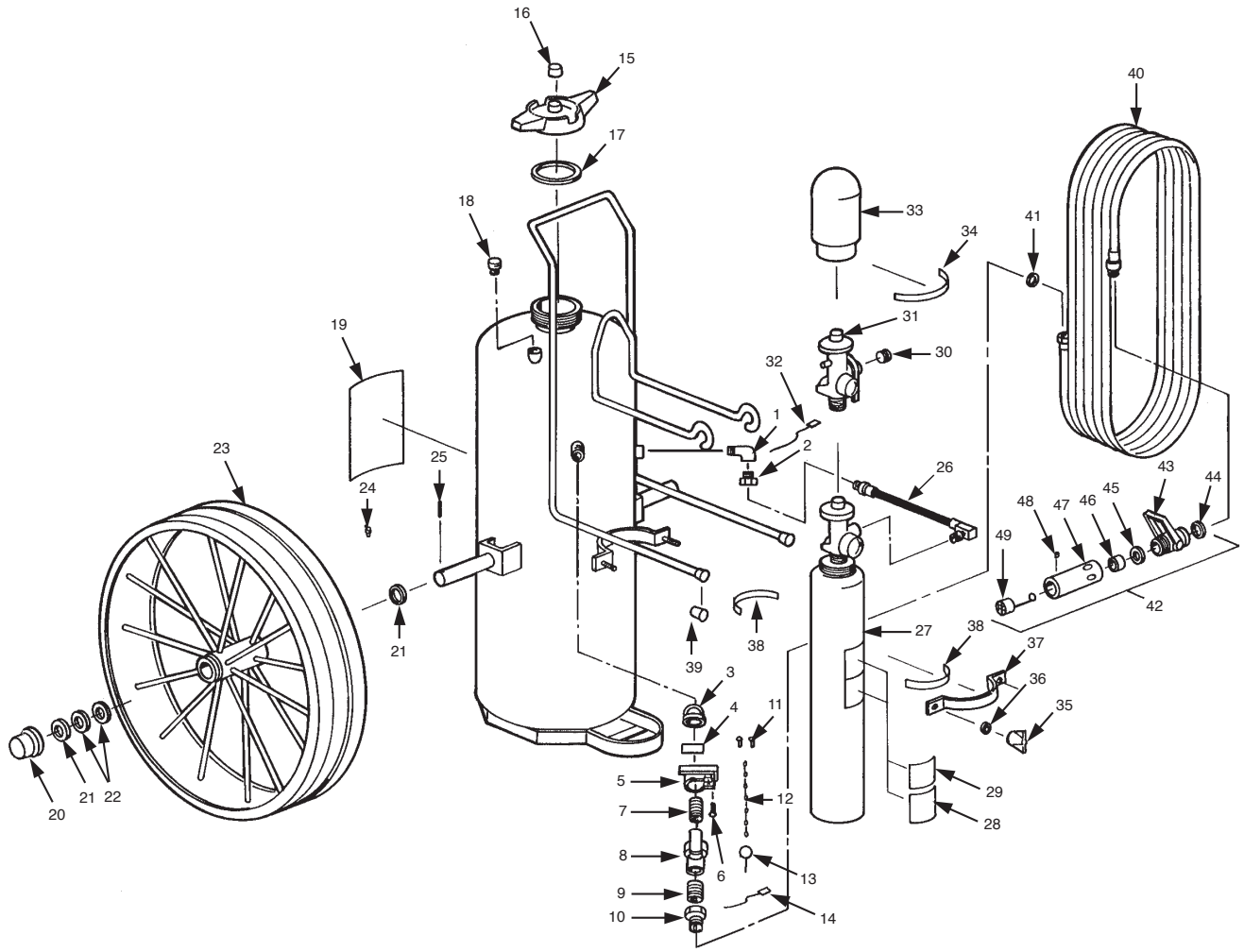
See Manual Part No. 53141 – “Pressure Regulator Testing for Wheeled and Stationary Extinguishers”

Fig. No.	Description	Part No.
31	Gasket, Nozzle Assembly, Std	8105
31	Gasket, Nozzle Assembly, LR-44	12734
32	Sleeve, Nozzle Assembly,	8103
33	Tip, Nozzle Assembly, Cone Tip, PLUS-FIFTY C, Pre-1976	12707
34	Regulator Replacement	416938*
35	Pressure Relief Valve	78704
36	Support, Regulator	N/A
37	Wheel Assembly, Steel, Red	25908
38	Hub Cap	56739
39	Washer (3.3 mm)	67684
40	Washer (1.5 mm)	N/A
41	Bearing Assembly, Pre-1982	N/A
41	Bearing Assembly, Post-1982	68306
42	Pin, Spring	8560
43	Visual Hose Inspection Disc	14237
44	Gas Tube Assembly	77912
45	Cap Screws, Regulator Mounting	16301
46	Lockwasher, Regulator Mounting	1133
—	Strap, Regulator Mounting – (Not Shown)	N/A
—	Lockwasher, Regulator Mounting (2) (Not Shown)	14235
—	Hex Nut, Regulator Mounting (2) Not Shown)	14234
47	Hose Assembly, Regulator to Tank (2) (Option 1)	8748
48	Tee (Option 1)	3364
49	Regulator Assembly (Option 1), Replacement (Dual)	423456
49	Regulator Assembly (Option 2), Replacement (Dual)	423456
50	Nipple Assembly (Option 1)	N/A
50	Nipple Assembly (Option 2)	N/A
51	Mounting Strap (Option 1)	N/A
51	Mounting Strap (Option 2)	N/A
52	Adaptor, Nipple (Option 2)	N/A
53	Hose Assembly, 3/8 in. Nitrogen, HP (Option 2)	65049
54	Tee, 3/8 in. NPT (Option 2)	942
55	Nipple, 3/8 in. NPT (Option 2)	302
56	Elbow, 1/4 in. x 45 Street (Option 2)	16578
57	Hose Assembly, 3/8 in. Nitrogen, LP (Option 2)	8750

N/A = Not Available

Model CR-AR-33-D

WHEELED FIRE EXTINGUISHERS

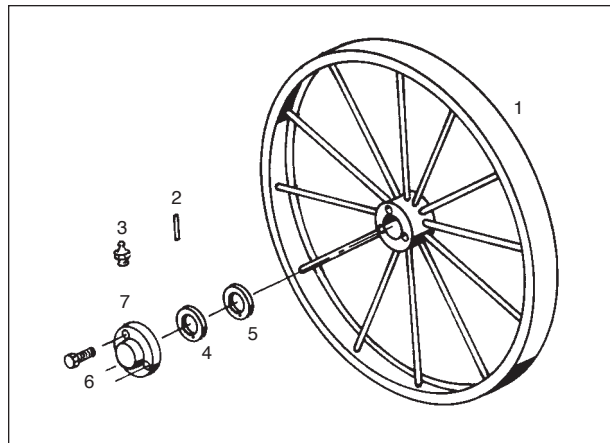


Model CR-AR-33-D

Fig. No.	Description	Part No.
1	Elbow, Street, 3/8 in. x 90°	53537
2	Bushing, Reducing, 3/8 x 1/4 in.	8390
3	Elbow, 3/4 in. x 45°	1967
4	Nameplate, Agent Valve	69887
5	Bracket Nameplate (w/Speed Nut)	N/A
6	Screw, Machine	57554
7	Nipple, 3/4 in.	1979
8	Valve, Butterfly, 3/4 in.	N/A
9	Nipple, Close, 3/4 in.	N/A
10	Adaptor	24930
11	Rivet, Pop (2)	25540
12	Chain, Ring Pin	2367
13	Pin, Ring	598
14	Seal, Visual Inspection	197
15	Cap, Fill, Assembly	67669
16	Cap, Indicator	17633
17	Gasket	67635
18	Relief, Safety	78380
19	Nameplate, Replacement w/o UL	70157
20	Cap, Hub (2)	56739
21	Washer (4) (1.5 mm)	N/A
22	Washer (4) (3.3 mm)	67684
23	Wheel, Wide (2)	31015
23	Wheel, Rubber Tire (2)	31012
24	Fitting, Alemite (2)	1033
25	Pin, Spring (2)	8560

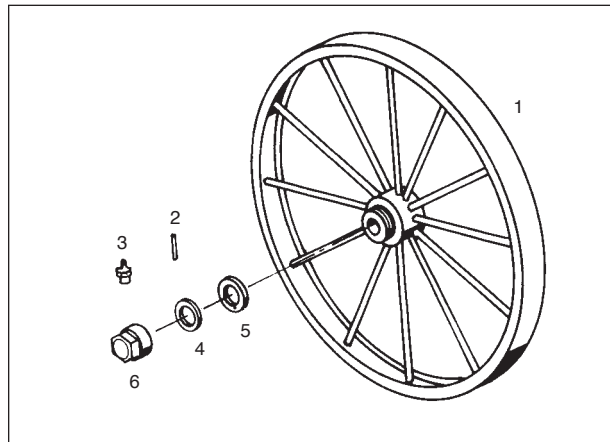
Fig. No.	Description	Part No.
26	Nitrogen Hose Assembly	423581
27	Nitrogen Cylinder Assembly	54694
27	Nitrogen Cylinder Assembly, QO Valve	53882
28	Label, Nitrogen Cylinder	53182
29	Label, Nitrogen Cylinder, QO Valve	10994
30	Safety Plug, Nitrogen Cylinder, QO Valve	11453
31	Valve, Nitrogen Cylinder	Pg. 64
32	Seal, Visual Inspection	197
33	Cap, Cylinder Shipping	73066
34	Label, Nitrogen Cylinder Cap, QO Valve	11391
35	Wingnut (2)	78315
36	Washer (2)	1870
37	Clamp, Cylinder, Front	24877
38	Pad, Clamp Arm (2)	29748
39	Cap (2)	4120
40	Hose, 1 in. x 50 ft (15 m)	2271
41	Gasket, Hose	445861
42	Nozzle Assembly	53402
43	Valve, Ball	12727
44	Gasket, Valve to Hose	445861
45	Gasket, Nozzle to Valve	8105
46	Orifice, Metering	53405
47	Body, Nozzle	53663
48	Screw, Set	53666
49	Screen Assembly	53410
—	Tag, Inspection (Not Shown)	2364

Wheeled Assembly Parts



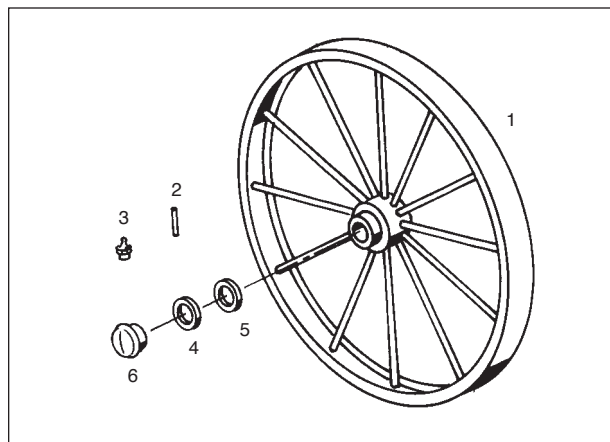
Model 150-A/B (Pre-1961) 3-Hole Bolt-On Hubcap

Fig. No.	Description	Part No.
1	Wheel, 2 1/2 in. Steel	29508
1	Wheel, Wide, 6 in. Steel	31015
1	Wheel, Rubber-Coated	31012
2	Spring Pin	8560
3	Alemite Fitting	1033
4	Washer (3.3 mm)	67684
5	Washer (1.5 mm)	N/A
6	Bolt	257
7	Hubcap	N/A



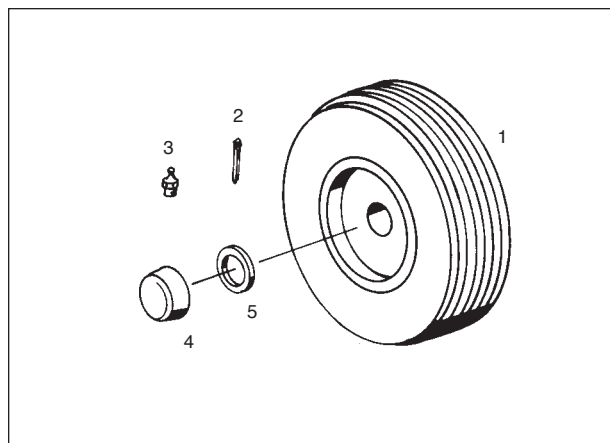
Model 150-B/C (1961-82) Threaded Hubcap

Fig. No.	Description	Part No.
1	Wheel, 2 1/2 in. Steel	29508
1	Wheel, Wide, 6 in. Steel	31015
1	Wheel, Rubber-Coated	31012
2	Spring Pin	8560
3	Alemite Fitting	1033
4	Washer (3.3 mm)	67684
5	Washer (1.5 mm)	N/A
6	Hubcap	N/A



Model 150-C (Post-1982) Pop-On Hubcap

Fig. No.	Description	Part No.
1	Wheel, 2 1/2 in. Steel	29508
1	Wheel, Wide, 6 in. Steel	31015
1	Wheel, Rubber-Coated	31012
2	Spring Pin	8560
3	Alemite Fitting	1033
4	Washer (3.3 mm)	67684
5	Washer (1.5 mm)	N/A
6	Hubcap	56739

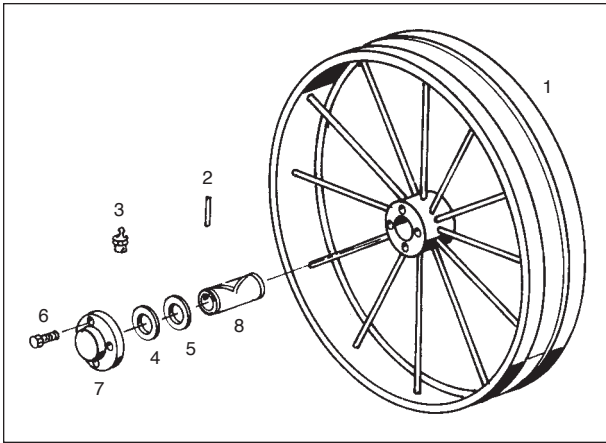


Model 150-D Vinyl Snap-On Hubcap

Fig. No.	Description	Part No.
1	Wheel, Steel	53870
2	Roll Pin	69855
3	Alemite Fitting	1033
4	Washer	53541
5	Hubcap	53867

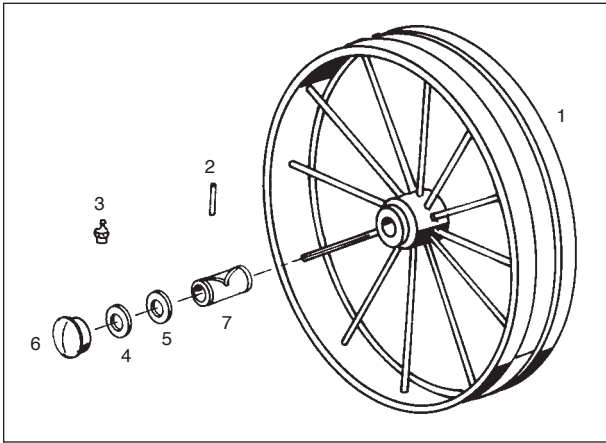
N/A = Not Available

Wheeled Assembly Parts



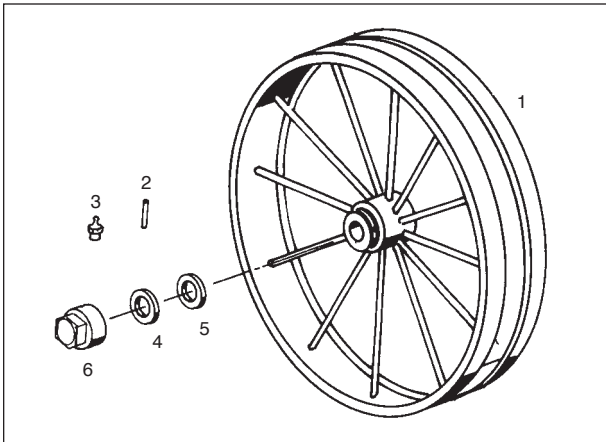
Model 350-A/B/C (Pre-1982) 4-Hole Bolt-On Hubcap

Fig. No.	Description	Part No.
1	Wheel, Wide, 6 in. Steel	N/A
2	Spring Pin	8560
3	Alemite Fitting	1033
4	Washer (3.3 mm)	67684
5	Washer (1.5 mm)	67685
6	Bolt	N/A
7	Hubcap, CR	N/A
8	Bearing Assembly	N/A



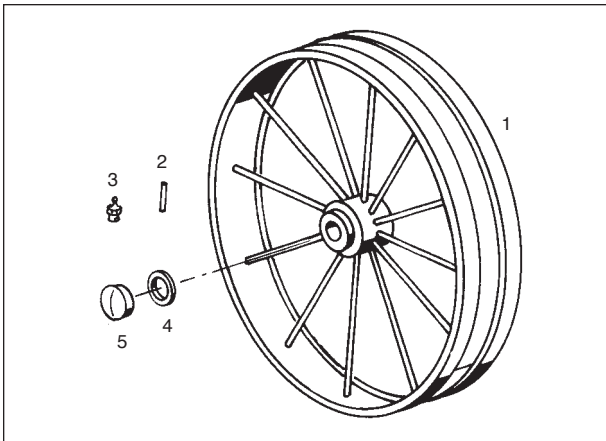
Model 350-C (Post-1982) Pop-On Hubcap

Fig. No.	Description	Part No.
1	Wheel, Wide, 6 in. Steel	25908
2	Spring Pin	8560
3	Alemite Fitting	1033
4	Washer (3.3 mm)	67684
5	Washer (1.5 mm)	N/A
6	Bolt	N/A
7	Hubcap	56739



Model 350-D and 33-D (1980-1982) Threaded Hubcap

Fig. No.	Description	Part No.
1	Wheel, Wide, 6 in. Steel	31015
1	Wheel, Rubber-Coated	31012
2	Spring Pin	8560
3	Alemite Fitting	1033
4	Washer (3.3 mm)	67684
5	Washer (1.5 mm)	N/A
6	Hubcap	N/A

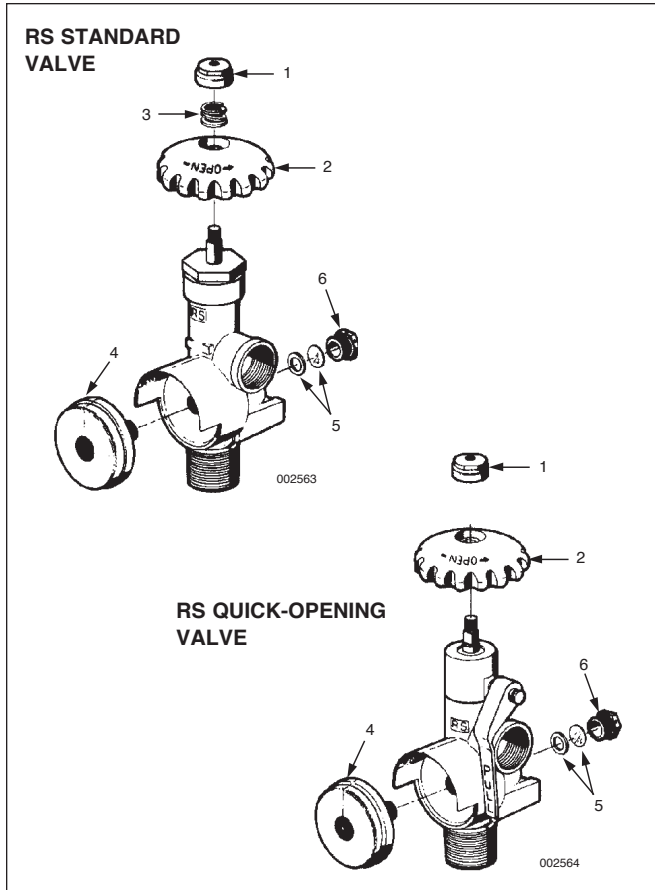


Model 350-D and 33-D (Post-1982) Pop-On Hubcap

Fig. No.	Description	Part No.
1	Wheel, Wide, 6 in. Steel	31015
1	Wheel, Rubber-Coated	31012
2	Spring Pin	8560
3	Alemite Fitting	1033
4	Washer (3.3 mm)	67684
5	Hubcap	56739

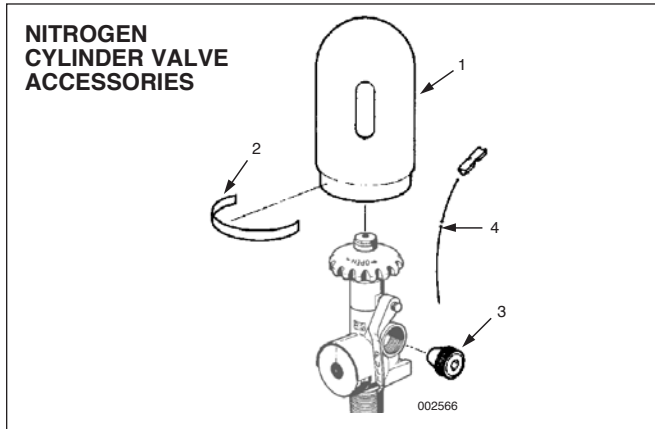
N/A = Not Available

Wheeled Extinguisher Nitrogen Cylinder Valve Parts



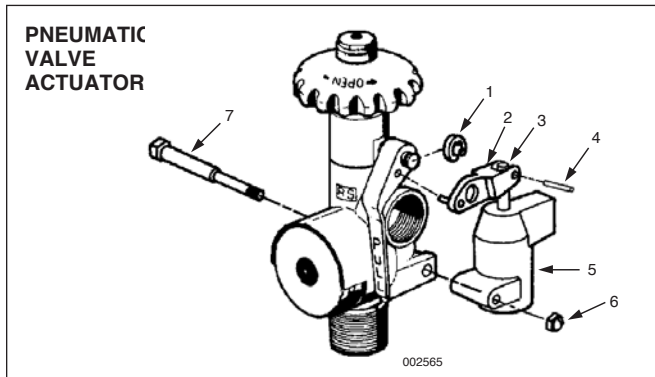
Nitrogen Cylinder Valve Parts – Standard & Quick-Opening (QO)

Fig. No.	Part No.	Description
–	78706	Valve Assembly, (RS) Std, 22/55/110/220 ft ³ (0.7/1.6/3.1/6.2 m ³)
–	78705	Valve Assembly, (RS) QO, 22/55/110/220 ft ³ (0.7/1.6/3.1/6.2 m ³)
–	419100	Valve Assembly, (RS) QO, 300/400 ft ³ (8.5/11.3 m ³)
1	78710	Nut, Handwheel
2	N/A	Handwheel
3	N/A	Spring, Std Valve Only
4	78707	Gauge
5	78711	Safety Disc & Washer
5	419109	Safety Disc & Washer, QO, 300/400
6	78709	Plug, Safety Relief



Nitrogen Cylinder Valve Accessories

Fig. No.	Part No.	Description
1	73066	Shipping Cap, Nitrogen Cylinder
2	11391	Label, Shipping Cap
3	11453	Plug, Safety Shipping
4	15999	Inspection Seal



Pneumatic Actuator Parts (Quick-Opening Valve Only)

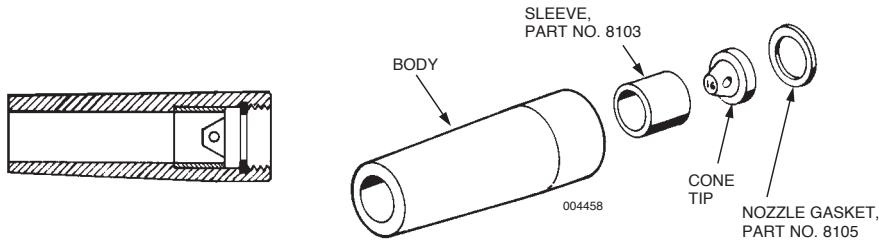
Fig. No.	Part No.	Description
–	11160	Actuator Assembly, QO Valve
1	11322	Ring, Crescent
2	11389	Arm, Actuator
3	11301	Rod, Actuator
4	11172	4 Pin, Roll
5	11161	Body, Actuator
6	11173	Nut, Cap
7	11171	Stud, Anchor

Wheeled Extinguisher Nozzle Identification Chart

CONE TIP STYLES

ANSUL BODY PART NO.

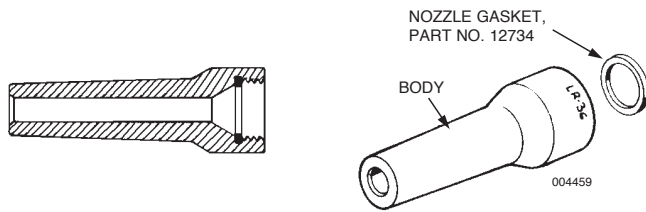
Part No.	Corrosion Resistant	Cone Tip Stamp	ANSUL Cone Tip Part No.
29507		#16	12703
		#25	12707
		#24	15478
		#23	8104 (HF-35)
		(N/A) Painted Red	10059 (HF-70)



LONG RANGE (LR) STYLES

ANSUL BODY PART NO.

Nozzle Body Stamp	Corrosion Resistant
LR-36	31014 – All 150-C/150-D
LR-44	25907 – All 350-C/350-D



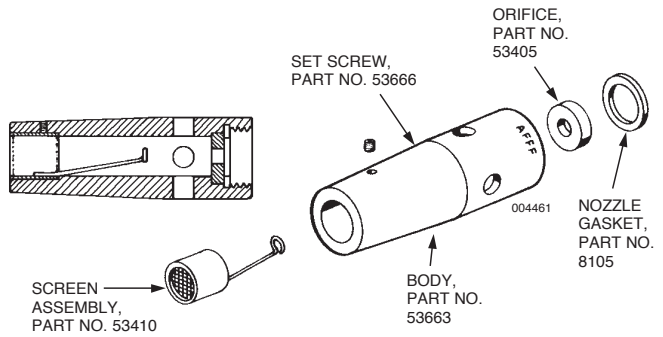
FOAM STYLE

Nozzle Body Stamp

AFFF

ANSUL Nozzle Body Part No.

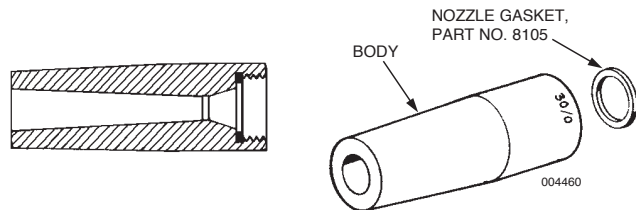
53663 – AR-33-D



CONVERGING/DIVERGING STYLES

ANSUL BODY PART NO.

Nozzle Body Stamp	Corrosion Resistant
52	53882 – CR-I, CR-A-350-D
30/0	31548 – CR-K-350-C
23/3	31448 – All 150-C/150-D Models
425	53889 – CR-K-350-D



Dry Chemical Agents



53080



415788



25397



9385



9336



9338



25396



9393

FORAY Dry Chemical Agent

FORAY Dry Chemical is a multipurpose (monoammonium phosphate-based) extinguishing agent for use on Class A, B, and C fires and of particular value for combination fires.

Part No.	Description
53080	FORAY Dry Chemical (Standard), 45 lb (20.4 kg) Pail
415788	FORAY Dry Chemical (Tech Grade), 45 lb (20.4 kg) Pail
434906	FORAY Dry Chemical (Modified Tech Grade), 45 lb (20.4 kg) Pail
25397	FORAY Dry Chemical (Standard), 200 lb (90.7 kg) Drum
434907	FORAY Dry Chemical (Modified Tech Grade), 200 lb (90.7 kg) Drum
9385	FORAY Dry Chemical (Standard), 400 lb (181.4 kg) Drum



434906



434907

PLUS-FIFTY C Dry Chemical Agent

PLUS-FIFTY C dry chemical is a sodium bicarbonate-based extinguishing agent for use on Class B and C fires.

Part No.	Description
9336	PLUS-FIFTY C Dry Chemical, 50 lb (22.7 kg) Pail
9338	PLUS-FIFTY C Dry Chemical, 50 lb (22.7 kg) Fibre
25396	PLUS-FIFTY C Dry Chemical, 200 lb (90.7 kg) Drum
9393	PLUS-FIFTY C Dry Chemical, 400 lb (181.4 kg) Drum

Dry Chemical and Powder Agents



Purple-K Dry Chemical Agent

Purple-K Dry Chemical is a potassium bicarbonate-based extinguishing agent for use on Class B and C fires. It is the most effective dry chemical for flammable and combustible liquid fires.

Part No.	Description
9335	Purple-K Dry Chemical, 50 lb (22.7 kg) Pail
25398	Purple-K Dry Chemical, 200 lb (90.7 kg) Fibre Drum
9369	Purple-K Dry Chemical, 400 lb (181.4 kg) Fibre Drum



MET-L-X Dry Powder Agent

MET-L-X Dry Powder is a sodium chloride-based agent for use on most Class D fires involving combustible metals including sodium, potassium, sodium-potassium, and magnesium.

Part No.	Description
9328	MET-L-X Dry Powder, 50 lb (22.7 kg) Pail

MET-L-KYL Dry Chemical Agent

MET-L-KYL Agent is specifically designed to suppress fires found in most metal alkyls such as triethylaluminum (pyrophoric liquids which ignite on contact with air).

Part No.	Description
9329	MET-L-KYL Dry Chemical, 50 lb (22.7 kg) Pail



LITH-X Dry Powder Agent

LITH-X Dry Powder is a graphite-based agent blended for use on lithium Class D fires. It is also effective on fires involving high melting-point metals such as zirconium, titanium, and sodium potassium.

Part No.	Description
9334	LITH-X Dry Powder, 45 lb (20.4 kg) Pail

Liquid Agents



79694



79372



69284

ANSULEX Liquid Fire Suppressant

ANSULEX Agent is specifically designed for grease-related fires associated with kitchen cooking equipment. With a pH range of 7.8-8.2, ANSULEX agent is noncorrosive to equipment and nonhazardous to personnel. Same agent as ANSUL R-102 Restaurant System for compatibility and ease of ordering.

Part No.	Description
79694	ANSULEX Low pH Wet Chemical Agent, 1.5 gal (5.7 L) Container
79372	ANSULEX Low pH Wet Chemical Agent, 3 gal (11.6 L) Container

AR-33 Foam Agent

ANSUL AR-33 is a polar solvent, alcohol-resistant AFFF. When mixed with fresh, potable water, it will form a highly effective fire suppressing agent. The AR-33 agent is used primarily for Class B hydrocarbon fires and polar solvent fires including such fuels as alcohols, ketones, carboxylic acids, aldehydes, and esters. Its excellent wetting characteristics make it useful in combating Class A fires as well.

Part No.	Description
69284	AR-33 Agent, 5 gal (18.9 L) Container

SPILL-GUN Applicators / SPILL-X Lab Cases and Kits



SPILL-GUN Applicators

The SC-30 SPILL-GUN applicator is a rugged easy-to-use unit that can be recharged in the field. The units are available with acid, caustic, or solvent SPILL-X agents and are designed to apply the agent from a distance of 10-12 ft (3-3.6 m). This provides the user with an additional safety factor. The SPILL-GUN applicator can treat up to a 3 gal (11 L) spill which is equivalent to about a 100 ft² (9 m²) spill.

Part No.	Description
76083	SPILL-GUN Applicator, SC-30-A Acid
76089	SPILL-GUN Applicator, SC-30-C Caustic
76090	SPILL-GUN Applicator, SC-30-S Solvent



SPILL-X Cases and Kits

SPILL-X Spill Treatment Kits have been developed to economically treat small spills of many mineral and organic acids, caustics, formaldehyde, and organic solvents or fuels that may occur in laboratories or other work areas where chemicals are used. The convenient Spill Treatment Kits provide easy access to the proper spill control agent for a particular type of chemical spill. The easy-to-handle polypropylene containers allow for either a pouring-type application of agent or a shaker-type application, depending on the nature of the spilled chemical.


Part No.	Description
78774	Spill Treatment Kit, Multipurpose, SPILL-X-A, SPILL-X-C, SPILL-X-S (2 each)
78776	Spill Treatment Kit, SPILL-X-A only (6)
78777	Spill Treatment Kit, SPILL-X-C only (6)
78778	Spill Treatment Kit, SPILL-X-S only (6)
73834	Spill Treatment Kit, Formaldehyde/Solvent, SPILL-X-FP, SPILL-X-S (3 each)



Chemical Spill Treatment Refill Kits

Part No.	Description
77358	Spill Treatment Agent Refill, Multipurpose, SPILL-X-A, SPILL-X-C, SPILL-X-S (2 each)
77255	Spill Treatment Agent Refill, SPILL-X-A, 2.5 lb plastic containers (6)
77261	Spill Treatment Agent Refill, SPILL-X-C, 2.0 lb plastic containers (6)
77265	Spill Treatment Agent Refill, SPILL-X-S, 1.0 lb plastic containers (6)
78435	Spill Treatment Agent Refill, SPILL-X-FP, 1.85 lb plastic containers (6)
78919	Spill Treatment Kit Accessories, with gloves, goggles, pans, guide, etc.
76393	Paper, pH Indicating (100 strips)

SPILL-X Agents



788443

SPILL-X-A Agent

SPILL-X-A agent is an acid neutralizer specifically formulated to treat spills of mineral and organic acids. SPILL-X-A agent has been shown to be highly effective at neutralizing and solidifying spills of many types of acids including, but not limited to: sulfuric, hydrochloric, nitric, phosphoric, perchloric, formic, hydrofluoric, acetic, and adipic.

Part No.	Description
76255	SPILL-X-A Agent, 50 lb (22.8 kg) Pail
76256	SPILL-X-A Agent, 200 lb (90.7 kg) Drum

SPILL-X-C Agent

SPILL-X-C agent is a product specifically formulated to treat caustic and organic based spills. SPILL-X-C agent is effective in neutralizing and solidifying many caustics, including, but not limited to: sodium hydroxide, ammonium hydroxide, aniline, diethylamine, potassium hydroxide, morpholine and hydrazine.

Part No.	Description
76396	SPILL-X-C Agent, 42 lb (19.1 kg) Pail
76397	SPILL-X-C Agent, 168 lb (76.2 kg) Drum

SPILL-X-S Agent

SPILL-X-S agent is a product used to treat many common hydrocarbon solvents and fuel spills. The technology used with this proprietary carbonaceous material is that of adsorption. SPILL-X-S agent, when properly applied to a solvent spill, can rapidly adsorb the spill, contain it, and reduce the vapor release which is extremely important for all solvents, particularly those which are flammable or toxic.

Part No.	Description
76258	SPILL-X-S Agent, 16 lb (7.3 kg) Pail
76369	SPILL-X-S Agent, 68 lb (30.8 kg) Drum

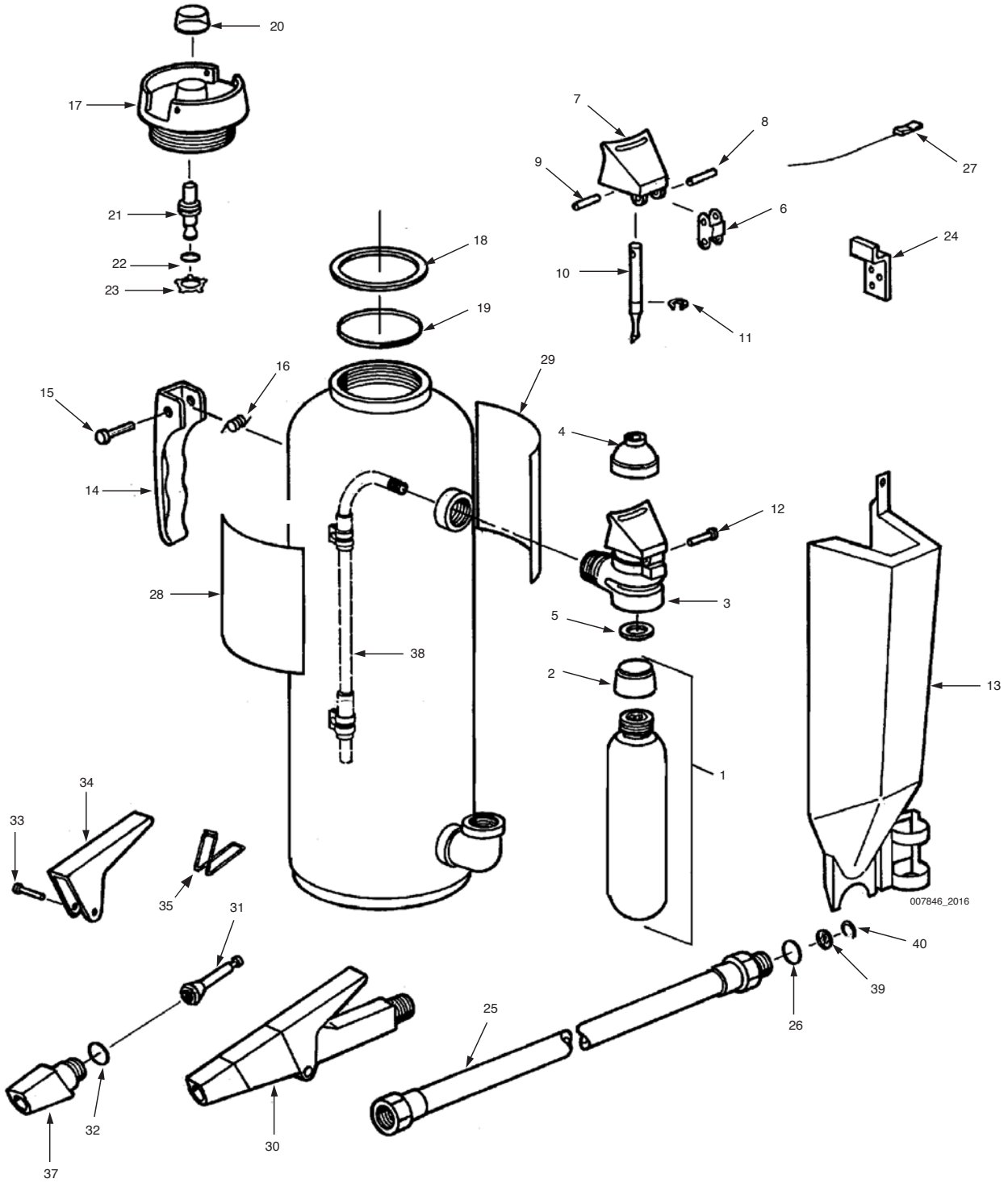
SPILL-X-FP Agent

SPILL-X-FP formaldehyde polymerizer is a urea based formulation that chemically reacts with formaldehyde to form a urea-formaldehyde polymer (polynoxylin). Proper application of SPILL-X-FP agent on spilled concentrated formaldehyde solutions actually results in the formation of a plastic-like material which can quickly be removed. Dilute formalin solutions also react with SPILL-X-FP agent. The source of formaldehyde vapors are eliminated which allows you to quickly remove the spill and restore operations.

Part No.	Description
78443	SPILL-X-FP Agent, 37 lb (16.7 kg) Pail

SPILL-GUN Applicator Models SC-30-A, SC-30-C, SC-30-S

HAZARDOUS SPILL CONTROL PRODUCTS



SPILL-GUN Applicator Models SC-30-A, SC-30-C, SC-30-S

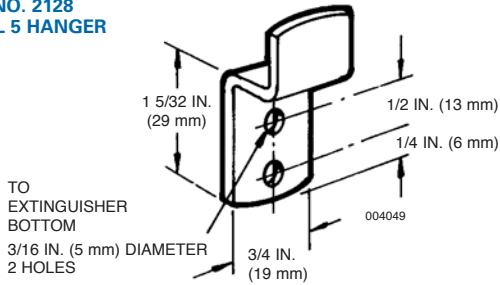
Fig. No.	Description	Part No.
1	Cartridge w/Cap, N2, LT-30-R	5373
2	Cartridge Shipping Cap (RH)	77251
3	Cartridge Receiver, CR	24449
4	Cap, Rubber	1057
5	Gasket, Cartridge Receiver	181
6	Link, Cartridge Receiver	1068
7	Puncture Lever, CR	17915
8	Spring Pin, Link to Puncture Lever	4108
9	Spring Pin, Puncture Lever to Puncture Pin	4109
10	Puncture Pin	25305
11	Retaining Ring	1903
12	Rivet, Link to Cartridge Receiver	6286
13	Cartridge Guard, Composite	418026
14	Carrying Handle, CR	17902
15	Carrying Handle Rivet	1265
16	Carrying Handle Spring	2902
17	Fill Cap w/Indicator, CR	422808
18	Gasket, Fill Cap	6190
19	Quad Ring, Fill Cap	6273
20	Cap, Plastic	17633
21	Stem, Indicator	27648
22	Quad Ring	17630
23	Retaining Ring	1239

Fig. No.	Description	Part No.
24	Hanger Hook	3651
25	Hose w/Couplings, CR	24451
26	O-Ring	6324
27	Inspection Seal, Visual	15999
28	Nameplate, Operating, Replacement	SPILL-X-A SPILL-X-C SPILL-X-S 76270 76272 76271
29	Nameplate, Maintenance, Replacement w/o UL	SPILL-X-A SPILL-X-C SPILL-X-S 76273 76275 76274
30	Nozzle Assembly	30818
31	Nozzle Plunger	56117
32	O-Ring, Nozzle Assembly	3469
33	Rivet, Nozzle Handle	3621
34	Handle, Nozzle Assembly, CR	423461
35	Spring, Nozzle Handle	419422
37	Tip, Nozzle Assembly	30791
38	Gas Tube Assembly	6320
39	Hose Seal (Pkg of 30)	415661
40	Retaining Ring (Pkg of 50)	415857
-	Extinguisher Weather Cover (Not Shown)	67638
-	Gasket Kit (Quad Ring, Flat Gasket, Hose O-Ring)	415878
-	Hose Inspection Kit (Seal & Retainer Clip)	426689

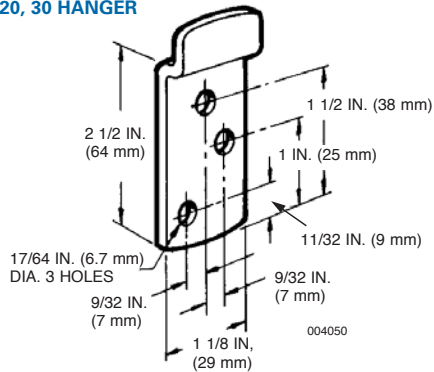
BRACKETS, HANGERS AND ACCESSORIES

RED LINE Cartridge-Operated Extinguisher Mounting Devices

**PART NO. 2128
MODEL 5 HANGER**



**PART NO. 3651
MODEL 10, 20, 30 HANGER**



These wall hangers and brackets offer varying amounts of restraint and support for RED LINE cartridge-operated extinguishers. This makes them valuable for the following reasons:

Location and Compliance – A hanger or bracket establishes a proper location for the extinguisher; there is less tendency to move it out of the way. Certain regulatory agencies, such as OSHA and ADA, require that extinguishers be mounted at certain locations and specified heights from the floor.

Accessibility – Extinguishers are more visible and more accessible when raised from the floor by a mounting device.

Protection – Extinguishers which are allowed to sit on the floor (or ground) are more likely to be bumped by mobile equipment, knocked over by pedestrian traffic, and subjected to rust damage at the base. They are also a greater danger to pedestrian traffic than properly mounted extinguishers.

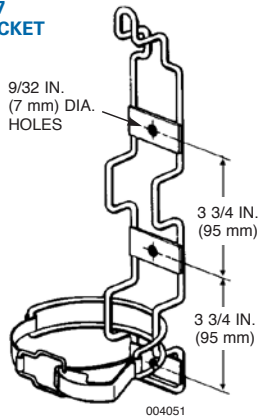
Wall Hangers

These devices are attached to walls or other stationary, vertical surfaces, for indoor vertical mounting of cartridge-operated hand portable fire extinguishers.

Wall hangers are made of steel and are either cadmium plated or zinc plated. Each cartridge-operated extinguisher has a slot which mates with the wall hanger for quick and easy extinguisher hanging or removal.

Part No.	Description
2128	Model 5 Hanger Hook
3651	Model 10, 20, 30 Hanger Hook


**PART NO. 7077
MODEL 5 BRACKET**



Mounting Bracket – Model 5

Part No.	Description
7077	Mounting Bracket – Model 5

RED LINE Cartridge-Operated Extinguisher Mounting Devices



14228



53337




14091



53352



14098



53548

Multi-Purpose Brackets

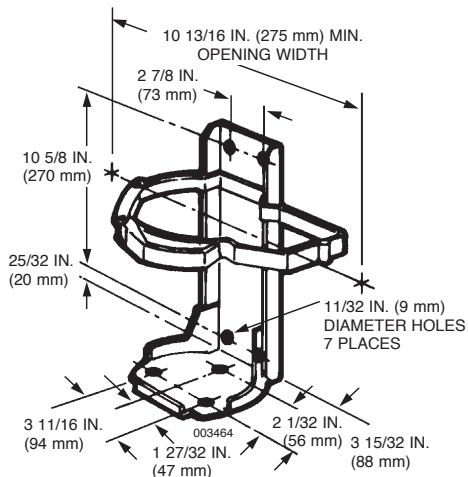
Typical applications include mounting in cabs and compartments of over-the-road light trucks and automobiles and off-shore oil platforms, sea-going vessels. These brackets are most useful where vertical mounting of the extinguisher is not possible, and where the extinguisher must be restrained. Not for high stress or external vehicle applications.

These are welded brackets, constructed of heavy gauge steel with standard finish or red corrosion-resistant baked-on powder paint. The overcenter toggle action of the clamp arm employs the closing tension to lock the arm tightly around the extinguisher while still providing quick and easy access. Resilient pads grip and support the extinguisher, minimizing movement regardless of the bracket mounting position. Holes are provided for mounting the bracket by the back plate or by the base. Ring pin models are available.

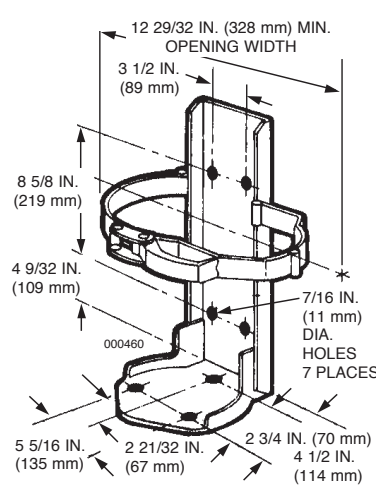
Part No.	Description
14228	Model 10, Standard Finish
14091	Model 20, Standard Finish
435364	Model 20, Standard Finish with Ring Pin
14098	Model 30, Standard Finish
435255	Model 30, Standard Finish with Ring Pin
53337	Model 10, CR Finish
53352	Model 20, CR Finish
53548	Model 30, CR Finish

Grommets

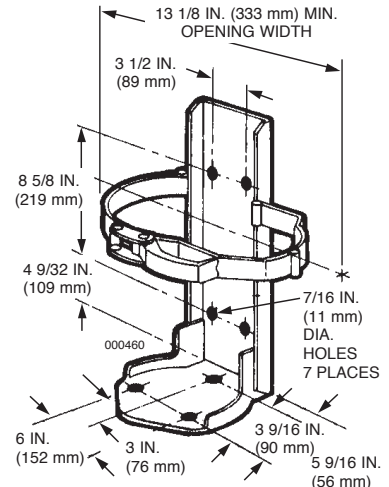
Part No.	Description
14089	Grommet, Back, 10-20-30
8688	Grommet, Bands, 10-20-30



MODEL 10 BRACKET



MODEL 20 BRACKET



MODEL 30 BRACKET

RED LINE Cartridge-Operated Extinguisher Mounting Devices



30886



53344



30759



53362



30889



53370

Heavy Duty (HD) Vehicle Brackets

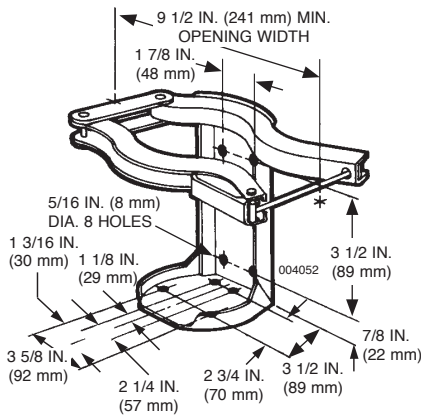
The heavy duty/vehicle brackets have been designed to provide reliable service in the more rugged applications such as all external mounts on vehicles and all mounts on larger equipment, both over-the-road and off-road.

The brackets are constructed of heavy gauge steel with standard or corrosion-resistant baked-on powder paint. Tough resilient pads are firmly attached to the clamp arm and the bracket base to provide two points of restraint for outstanding extinguisher security. The T-bolt with clamp arm is adjustable so that the best fit may be maintained throughout the bracket's long life. Holes are provided for mounting the bracket by the back plate or by the base. Ring pin models are available.

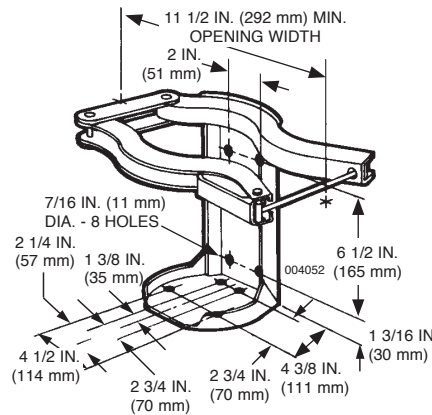
Part No.	Description
30886	Model 10 HD, Standard Finish
30759	Model 20 HD, Standard Finish
30889	Model 30 HD, Standard Finish
416079	Model 30 HD, Standard Finish, with Ring Pin
53344	Model 10 HD, CR Finish
53362	Model 20 HD, CR Finish
53370	Model 30 HD, CR Finish
435351	Model 30 HD, CR Finish, with Ring Pin
30975	Model 10 HD, T-Bolt Assembly
30976	Model 20/30 HD, T-Bolt Assembly

Pads

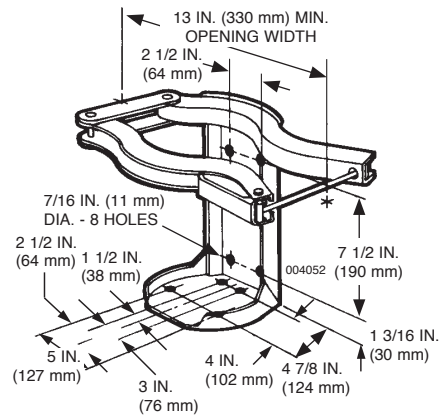
Part No.	Description
29984	Back Bumper, 10
29985	Back Bumper, 20-30
29415	Base Pads, 10-20-30
428766	Pad, Clamp Arm, 10
31128	Pad, Clamp Arm, 20
428767	Pad, Clamp Arm, 30



MODEL 10 BRACKET (HD)



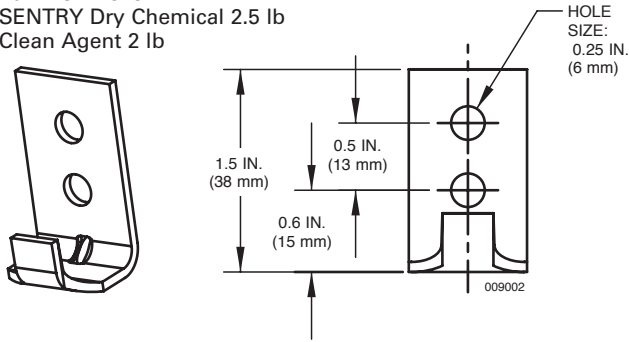
MODEL 20 BRACKET (HD)



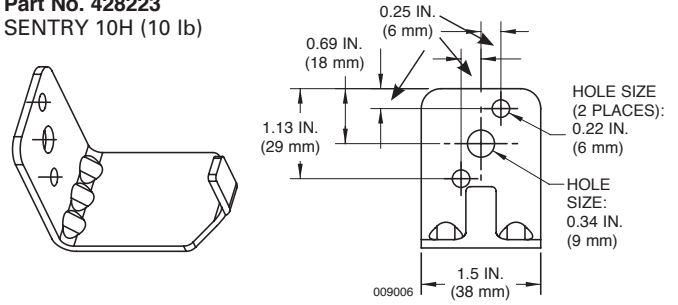
MODEL 30 BRACKET (HD)

Stored Pressure Extinguisher Hanger Hooks

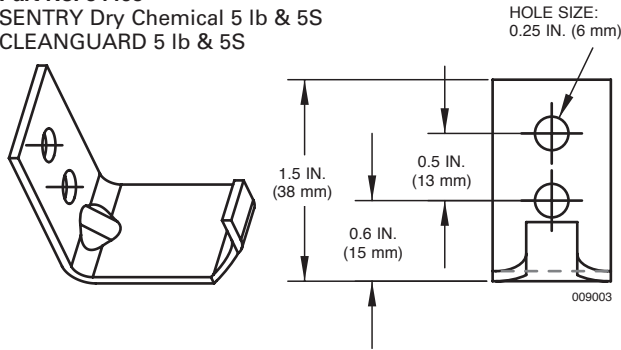
Part No. 21873
SENTRY Dry Chemical 2.5 lb
Clean Agent 2 lb



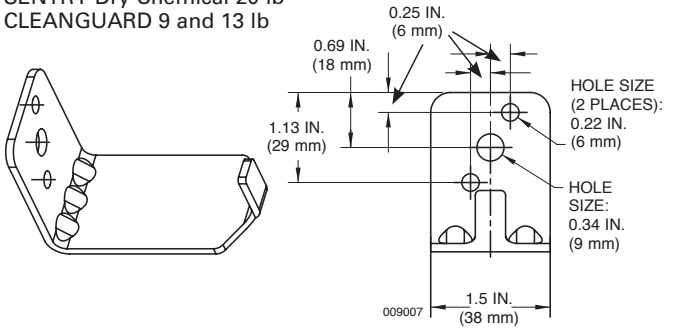
Part No. 428223
SENTRY 10H (10 lb)



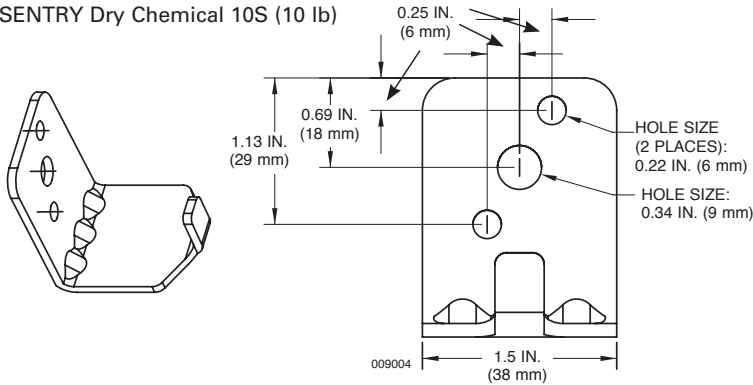
Part No. 54405
SENTRY Dry Chemical 5 lb & 5S
CLEANGUARD 5 lb & 5S



Part No. 428224
SENTRY Dry Chemical 20 lb
CLEANGUARD 9 and 13 lb



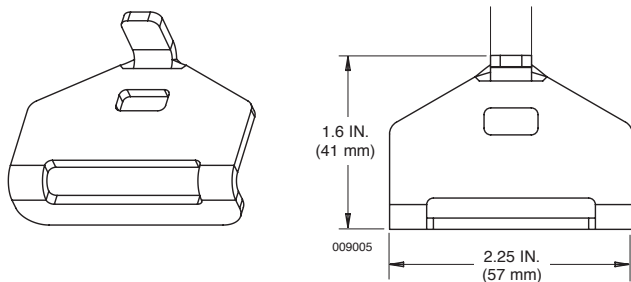
Part No. 428222
SENTRY Dry Chemical 10S (10 lb)



Not Shown

Part No.	Description
79356	Hanger Hook, SENTRY CO ₂ 5 lb
79357	Hanger Hook, SENTRY CO ₂ 10/15 lb
79358	Hanger Hook, SENTRY CO ₂ 20 lb
430056	Hanger Hook, SENTRY Water and K-GUARD

Part No. 438831
SENTRY Dry Chemical 10S (10 lb)
Conversion Hanger Hook (24 pk)



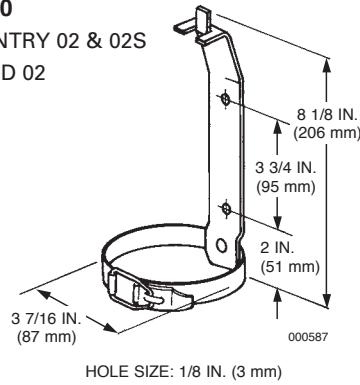
Stored Pressure Extinguisher Brackets

Brackets are available for each SENTRY and CLEANGUARD hand portable extinguisher. Certain applications require extinguishers to be mounted in brackets for safety and restraint.



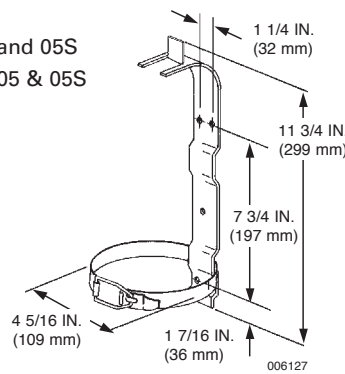
Part No. 24610

- All SY02, SENTRY 02 & 02S
- CLEANGUARD 02



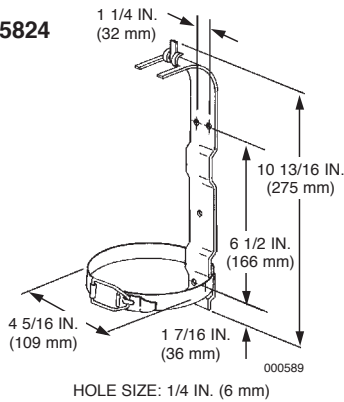
Part No. 429146

- All SENTRY 05 and 05S
- CLEANGUARD 05 & 05S




Part No. 415824

- SY-0516
- SY-0517
- SY-0521
- SY-0531



Stored Pressure Extinguisher Brackets

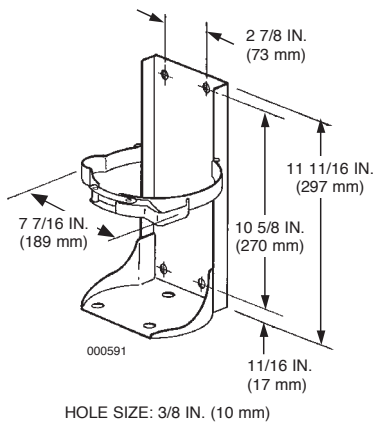


Part No. 30865

- SY10
- SENTRY 10H

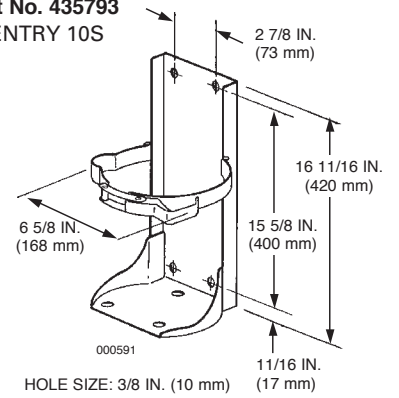
Grommets

- 14089 Back
- 8688 A-Band
- 417972 B-Band



Part No. 435793

- SENTRY 10S



Grommet Conversion Kit

Part No.	Description
439109	Grommet Conversion Kit, 10H Bracket to 10S Bracket

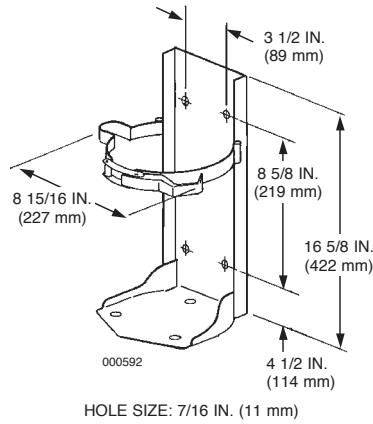


Part No. 30937

- SY20
- SENTRY 20
- FE13
- W02-1
- K01

Grommets

- 14089 Back
- 417972 Band

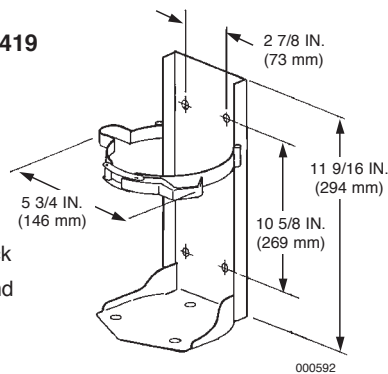


Part No. 25419

- SY-0571
- SY-0572
- CD05
- CD05A

Grommets

- 14089 Back
- 8688 Band



Stored Pressure Extinguisher Brackets



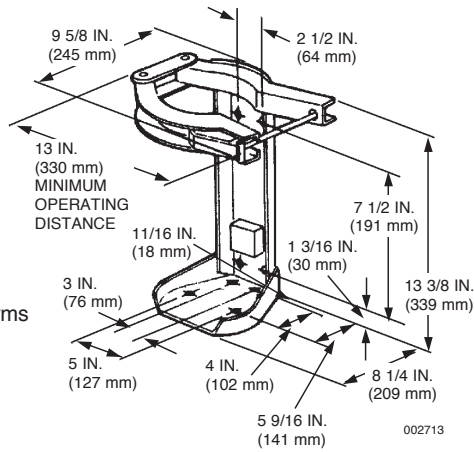
79456

Part No. 79456

- SY10
- CD10
- CD15
- CD10A
- CD15A

Grommets

- 29985 Back Bumper
- 428767 Clamp Arms



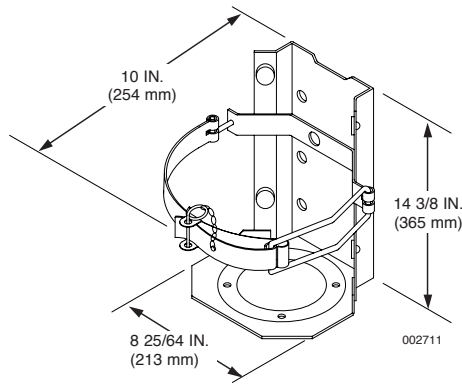
25420

Part No. 25420

- SY-2071
- SY-2072
- CD20
- CD20A

Grommets

N/A



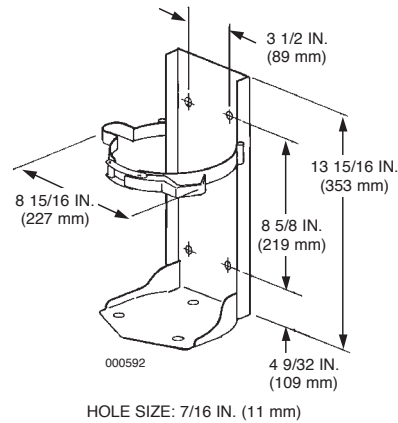
422737

Part No. 422737

- CA-1081
- FE09

Grommets

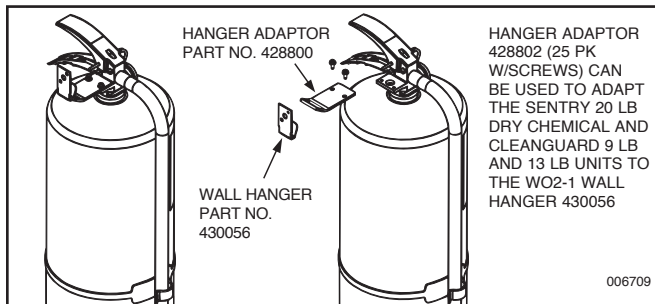
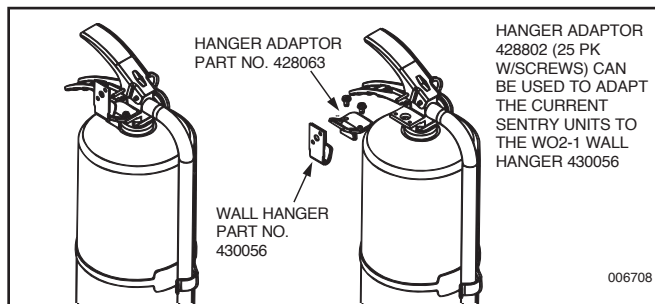
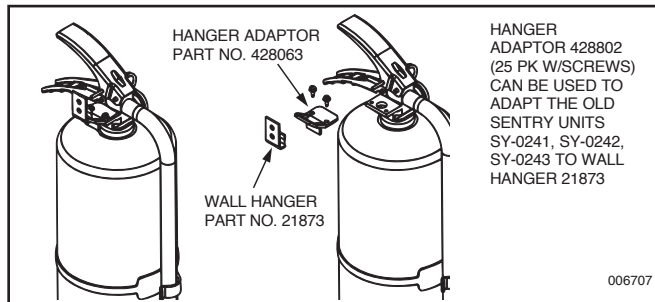
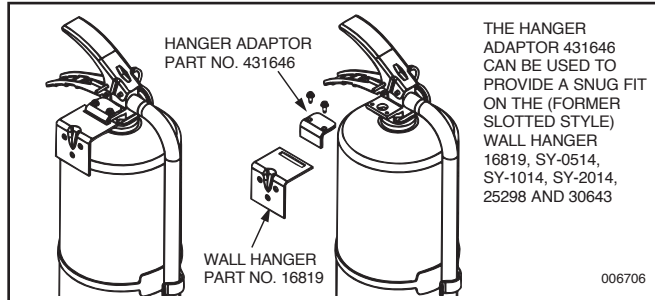
- 14089 Grommet, Back
- 417972 Grommet, Bands



SENTRY Wall Adaptor

The SENTRY Wall Adaptor holds the extinguisher tighter to the wall. The hanger adaptor (Part No. 431646) is available in packages of 25 (includes 50 screws).

We understand that with the array of wall hangers, hanger adaptors and extinguisher valves in the market; choosing the right parts can be confusing. The drawings provide examples of the various wall hangers and adaptors available.



Extinguisher Manuals

Part/ Form No.	Description
F-7602	Manual, Portables and Wheeled Hydrostatic Test Instruction
F-82233	Manual, RED LINE 5 Cartridge Operation, Recharge and Maintenance
F-7674	Manual, RED LINE 10-20-30 Cartridge Operation, Recharge and Maintenance
430141	Manual, SENTRY Dry Chemical/CLEANGUARD
429425	Manual, SENTRY Carbon Dioxide
429442	Manual, SENTRY Water
429656	Manual, K-GUARD
79012	Manual, Wheeled and Stationary 150/350 Dry Chemical
432334	Manual, Wheeled, Carbon Dioxide
69830	Manual, Wheeled CR-AR-33-D
53141	Manual, Wheeled Regulator and Hose Test

Hydrostatic Test Adaptors

Part No.	Description
27991	RED LINE 5 Test Head Assembly
26288	RED LINE 10-20-30 Test Head Assembly
26278	Elbow Plug Assembly (10) C, D, E & G
26280	Elbow Plug Assembly (20) D, E & G
26282	Elbow Plug Assembly (30) D, E & G
10580	Vent Plug 150 and 350 B, C & D
26292	Small SY 02/05 Valve Test Head Assembly
26290	Large SY 06/10/20 Valve Test Head Assembly
429644	Universal Valve Test Head Assembly
440623	Adaptor, Combination A02S/05S/10/20
26283	SY-0262 Water and R-102 External Thread Test Head Assembly
430074	K01 and W02 Test Head Assembly
16178	Hose Connector (10)
16179	Hose Connector (20)
16180	Hose Connector (30)
For ANSUL Hose Adaptors, Please See Hydrotest Instruction Manual, F-7602	

Supplies

Part No.	Description
436081	Adhesive, 5 oz Tube
436049	Paint, Tank Red, Post 2008
79730	Paint, Tank Red, Pre 2008
79731	Paint, CR Tank Red, Pre 2008
445690	Paint, Tank Red, Post 2016 (June)

Fire Extinguisher Cabinets and Covers

SENTRY Cabinets

Features

- All welded galvanized steel construction for strength and rust resistance
- Glossy white polyester powder finish for superior appearance
- Breakable clear polystyrene pane allows quick access in case of fire
- Keyed tumbler cylinder locks with key
- Pane easily removed for extinguisher service
- Each cabinet includes a cylinder lock and key, grooved pane and decal
- All cabinets are keyed-alike for ease of service

Application

Surface mount cabinets are sized for SENTRY fire extinguishers installed in both industrial and commercial occupancies. Typical installations include light manufacturing, warehousing, restaurants, office buildings, shop areas, auto repair shops, paint process areas, welding areas, machinery locations, apartment buildings, parking garages, aircraft servicing areas, and many others.



009001

Part No.	Description	Height x Width x Depth
439178	FXC-05T Extinguisher Cabinet w/pane (2.5 - 6 lb)	20.00 x 8.50 x 6.25 in. (508 x 216 x 159 mm)
439179	FXC-10 Extinguisher Cabinet w/pane (10 lb)	26.00 x 9.50 x 6.25 in. (660 x 241 x 159 mm)
439180	FXC-20 Extinguisher Cabinet w/pane (20 lb)	30.00 x 10.50 x 8.25 in. (762 x 267 x 210 mm)
439181	Replacement Pane (2.5-6 lb) for FXC-05T	17.88 x 8.00 in. (454 x 203 mm)
439182	Replacement Pane (10 lb) for FXC-10	23.88 x 9.00 in. (607 x 229 mm)
439183	Replacement Pane (20 lb) for FXC-20	27.88 x 10.00 in. (708 x 254 mm)
553180	Old Style Replacement Pane (2.5-6 lb)	18.10 x 6.90 in. (467 x 175 mm)
553181	Old Style Replacement Pane (10 lb)	25.10 x 9.90 in. (635 x 251 mm)
553182	Old Style Replacement Pane (20 lb)	30.10 x 11.90 in. (765 x 302 mm)

RED LINE Covers



Part No.	Description
7599	Extinguisher Cover, 5 lb, Red
67636	Extinguisher Cover, 10 lb, Red
67637	Extinguisher Cover, 20 lb, Red
67638	Extinguisher Cover, 30 lb, Red
1139	Extinguisher Cover, 150-C
1131	Extinguisher Cover, 350-C
56112	Extinguisher Cover, AR-33-D, Insulated
55447	Extinguisher Cover, AR-33-D
55449	Extinguisher Cover, 150-D
55448	Extinguisher Cover, 150-D

